



MAIN CATALOG FOR ROLLER SHUTTERS AND SUN PROTECTION

Main Catalog for Drives, Controls and Accessories **from Becker.**

QUALITY
made in Germany



SUSTAINABLE



BECKER
for you. forever.

Our most powerful motor:
To make things even
easier for you.



Table of Contents

Drives	10
Controls	72
Electrical Accessories	168
Mechanical Accessories	178
Appendix	222

New products in this catalog



SMI Roller shutter and Sun protection drives
with electronic limit switching

Typee S01	24
Typee S12	30
Typee S18	37



Roller shutter drives with bidirectional
radio receiver of the Evolution series
Type EVO 20 R PLUS BT

40



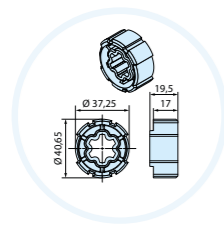
Sun protection drives for sun sails with
integrated bidirectional radio receiver
Type C23 PLUS

52



1-Channel radio transmitter flush-mounted
VarioControl VC421 PLUS

134



Mechanical Accessories
Shaft adapter set Benthin
Wall bracket Benthin

182

213

Durable, forward-thinking, and sustainable – thanks to unbeatable quality



Maik Wiegelmann
Managing Partner

Dear Customers,

I am delighted to present to you our new complete catalog for drives, controls, and accessories for the roller shutter and sun protection sector. With this catalog, we aim not only to introduce our latest products but also to highlight our vision and our promise to you.

At Becker, everything revolves around creating sustainable solutions that are „Made in Germany“ and built to last a lifetime. Our products are designed to allow your customers to sit back and relax while we ensure that everything runs smoothly.

Our new claim, “for you. forever.”, perfectly captures this sentiment. It reflects our long-term commitment and our promise to always provide you and your customers with the best solutions. We want you to be able to rely on Becker products for their enduring reliability and exceptional quality.

Thank you for your trust and partnership. Together, we will continue to succeed and meet your customers' expectations in the future.

Yours sincerely,

Maik Wiegelmann
Managing Partner



In our [Product Center](#), you will find additional technical information, such as installation and operating manuals, declarations of conformity, and more.



Why Becker?



We offer people greater quality of life, comfort, and security through innovative products „Made in Germany.“

A Good Decision

Through the careful selection of our suppliers, perfectly coordinated individual parts and assemblies, as well as high production standards, our drives achieve reliability, durability, and smooth operation. Together with our perfectly matched control systems, Becker offers everything from a single source: there are no limits to meeting individual customer demands for automation.



An eternity you can feel. With Becker.



Not everyone wants to install a smart home system immediately during renovation or new construction. If, for any reason, you decide against a smart home solution today, we still recommend laying the groundwork for the future when installing a new roller shutter or sun protection drive. Make your home future-ready and provide yourself, your children, or potential buyers of your property with the option to easily retrofit a smart home hub at a later time.

All radio drive series and receivers marked with our „FIT FOR SMART HOME“ logo offer you this possibility. This allows you to install products in your roller shutter or sun protection system today – without any additional financial outlay – that will give you full flexibility for a smart home retrofit tomorrow. Experience shows that the appetite for smart home solutions grows as soon as the first products are in the house. So, make your home „FIT FOR SMART HOME“ – with drives and controls from Becker! Because a smart home without roller shutters and sun protection is not a true smart home.

Quality That Convinces

Even though we are at home all over the world, as a family-owned company, we remain loyal to our founding location in Sinn, Hesse, and continue to manufacture our products in Germany. Each drive also undergoes extensive series testing on specially developed test stands. For quality that you and your customers can rely on.

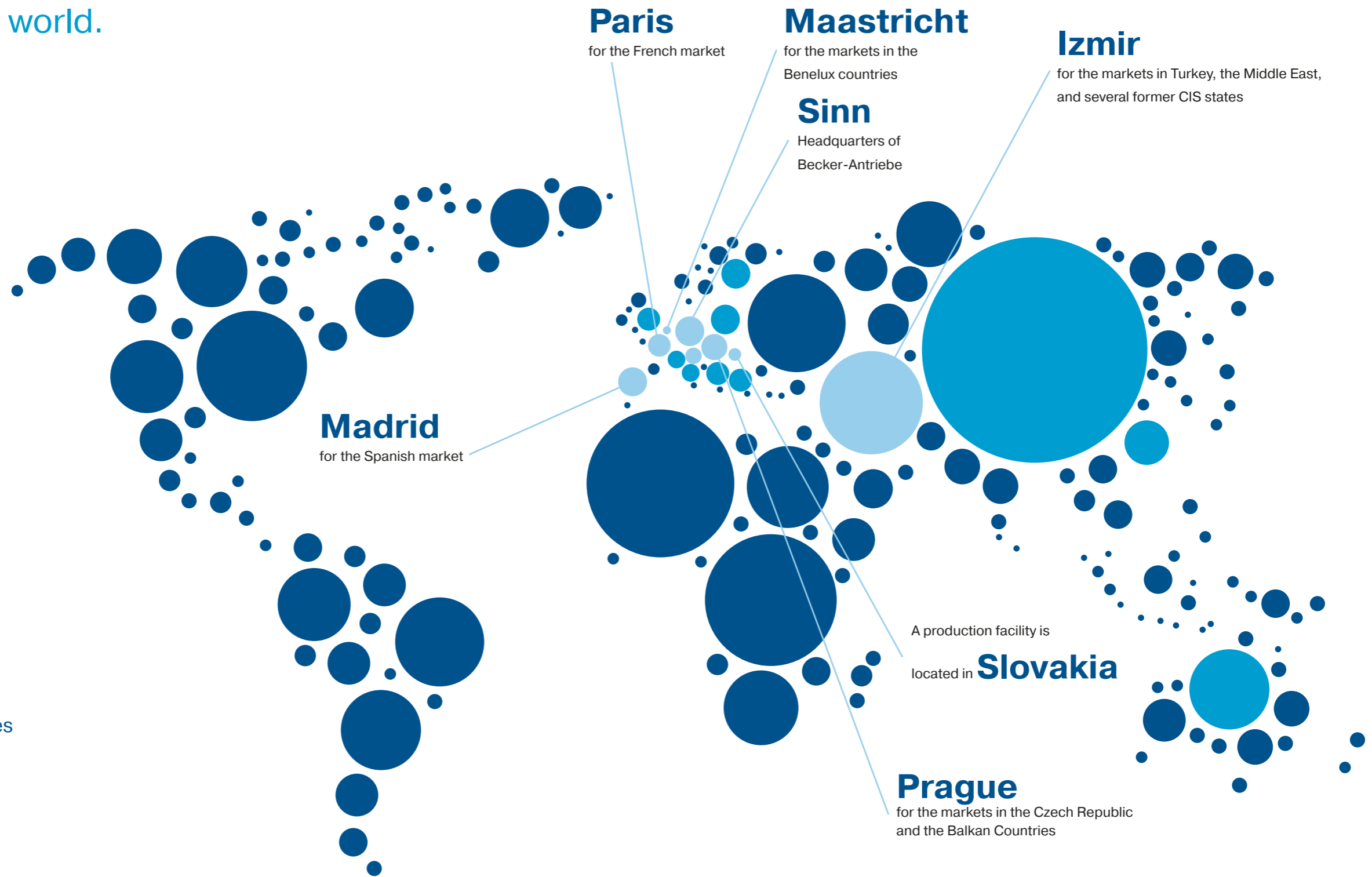
QUALITY
made in Germany
by  **BECKER**

Simply Efficient

Being certified according to DIN EN ISO 9001 and constantly striving to improve for our customers and partners is a matter of course for us. What is crucial, however, is also fulfilling our ecological responsibility. To conserve resources, we place great emphasis on energy efficiency. For solutions that sustainably convince.

SUSTAINABLE
by  **BECKER**

At home
all over the world.



Over **200** employees in Germany and an additional **100** employees abroad

help people all over the world make their lives more comfortable and secure.

At many locations across Europe, we are personally available for you as our specialist trade partner. In addition, we work worldwide with representatives and established cooperation partners.

● In addition to the subsidiaries marked above, you can find our other cooperation partners and representatives at www.becker-antriebe.com.

Overview

Drives

Roller shutter and sun protection drives with mechanical limit switching

P5-M04 ... P13-M04	12
R7-M04 ... R50-M04	13
L50-M04 ... L120-M04	14

Roller shutter drive for narrow windows

R4-M17	15
--------	----

Roller shutter drives with electronic limit switching of the Evolution series

R8-EVO 20 R (BT) ... R20-EVO 20 R (BT)	16
--	----

Roller shutter drives with electronic limit switching

P5-E01 ... P9-E01	17
R8-E01 ... R40-E01	18
P5-E03 ... P9-E03	19
R8-E03 ... R30-E03	20
R8-E03 ... R30-E03 with angled coupling	21
R12-E25 ... R40-E25	22
L60-E25 ... L120-E25	23

SMI roller shutter drives with electronic limit switching

P5-S01 ... P9-S01	24
R8-S01 ... R40-S01	25

Sun protection drives with electronic limit switching

P5-E12 ... P9-E12	26
R8-E12 ... R50-E12	27
L50-E12 ... L120-E12	28

SMI sun protection drives with electronic limit switching

P3-S12 ... P9-S12	29
R8-S12 ... R50-S12	30
L50-S12 ... L120-S12	31

Sun protection drives for emergency manual operation with electronic limit switching

R20-E33 ... R40-E33	32
---------------------	----

Sun protection drives for locking systems with electronic limit switching

R8-E16 ... R40-E16	33
L50-E16 ... L120-E16	34

Sun protection drives "ZIP" with electronic limit switching

P5-E18 ... P9-E18	35
R8-E18 ... R50-E18	36

SMI sun protection drives "ZIP" with electronic limit switching

P5-S18 ... P9-S18	37
R8-S18 ... R40-S18	38

Sun protection drives for sun shade sails with electronic limit switching

L70-E23 ... L100-E23	39
----------------------	----

Roller shutter drives with bidirectional radio receiver of the Evolution series

R8-EVO 20 R PLUS BT ... R20-EVO 20 R PLUS BT	40
--	----

Roller shutter drives with integrated bidirectional radio receiver CentronicPlus

P5-C01 PLUS ... P9-C01 PLUS	41
R8-C01 PLUS ... R40-C01 PLUS	42

Roller shutter drives with integrated radio receiver DECT

R8-D01 ... R40-D01	43
--------------------	----

Sun protection drives with integrated bidirectional radio receiver CentronicPlus

P5-C12 PLUS ... P9-C12 PLUS	44
R8-C12 PLUS ... R50-C12 PLUS	45
L50-C12 PLUS ... L120-C12 PLUS	46

Sun protection drives for emergency operation with integrated radio receiver Centronic

R20-C33 ... R40-C33	47
---------------------	----

Sun protection drives for locking systems with integrated radio receiver Centronic

R8-C16 ... R40-C16	48
L50-C16 ... L120-C16	49

Sun protection drives "ZIP" with integrated bidirectional radio receiver CentronicPlus

P5-C18 PLUS ... P9-C18 PLUS	50
R8-C18 PLUS ... R40-C18 PLUS	51

Sun protection drives for sun sails with integrated bidirectional radio receiver

L70-C23 PLUS ... L100-C23 PLUS	52
--------------------------------	----

Roller shutter and sun protection drives with crank connection

R12-M05 ... R50-M05	53
L50-M05 ... L120-M05	54

DC drives

L35-M06 ... XL200-M06	55
-----------------------	----

Pool drives with mechanical limit switching

XL35/4G 4A ... XL200/3G 4A	56
----------------------------	----

DC drives with crank connection

L60-M07 ... L120-M07	57
----------------------	----

Solutions for the second escape route

HCS520	58
EscapeSet Aufsatz / Neubau	59

SolarKit

SK460	60
-------	----

Note on Centronic Radio Drives:

The drive series with integrated Centronic radio receivers will be gradually phased out in 2025. All functions will be covered by the CentronicPlus radio system. An overview of Centronic transmitters and sensors compatible with CentronicPlus drives and receivers can be found here:



QUALITY
made in Germany



Every drive undergoes extensive series testing according to VDE guidelines on specially developed test stands. This ensures the highest quality for our products.



Are you looking for the right drive for your application? Here you'll find all the information you need:

Technical information

Roller Shutter Drives Load Table	65
Roller Shutter Drives Function Matrix	66
Sun Protection Drives Load Table	68
Sun Protection Drives Function Matrix	70

Roller shutter and sun protection drives with mechanical limit switching

for barrels with 38 mm or larger diameter

P5-M04 ... P13-M04

Applicable for:

- Rollläden
- Drop-Arm Awning
- Open/semi-open articulated-arm awning
- Markisolette / Window Awning
- Screen / Roller Blind
- Insect Protection
- Roller Door

Quality Made in Germany - for maximum reliability and durability

Mechanical limit switching

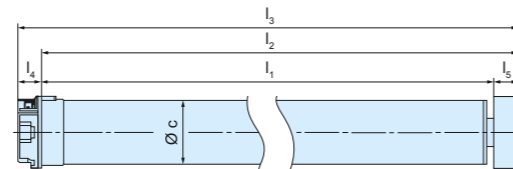
C-plug Pluggable connection cable, available in various lengths

Limit position adjustment: Automatic detection when fixed point end-positions at top/bottom are present

Technical data	Item no. with bracket	Item no. without bracket	Torque (Nm)	Speed (min ⁻¹)	Limit switch range (revolutions)	Rated current (A)	Power consumption (W)	Connection cable (m)	RRP*** € / unit, incl. VAT
P5-20-M04	2009 110 100 0	2009 110 101 0	5	20	38	0,45	110	*	212,00
P5-30-M04	2009 110 102 0	2009 110 103 0	5	30	38	0,45	110	*	229,00
P9-16-M04	2009 110 104 0	2009 110 105 0	9	16	38	0,45	110	*	217,00
P13-9-M04	2009 110 106 0	2009 110 107 0	13	9	38	0,45	110	*	229,00

Rated voltage: 230 V/AC/50Hz Duty cycle: S2 4 min Degree of protection: IP44

Dimension (mm)	l ¹	l ^{2**}	l ^{3**}	l ⁴	l ^{5**}	Øc
P5-20-M04	538	555	568	13	17	35
P5-30-M04	538	555	568	13	17	35
P9-16-M04	538	555	568	13	17	35
P13-9-M04	538	555	568	13	17	35



* C-Plug connection cables are available in various versions and lengths and must be ordered separately (see table on page 62)
 ** Drive adapter width of S40 (4930 300 083 0) page 180, selection of a different drive adapter will change dimension l₂, l₃ and l₅
 *** All prices include a 2 m connection cable and shaft adapter (driver and ring).

Roller shutter and sun protection drives with mechanical limit switching

for barrels with 50 mm or larger diameter

R7-M04 ... R50-M04

Applicable for:

- Rollläden
- Drop-Arm Awning
- Open/semi-open articulated-arm awning
- awning
- Markisolette / Window Awning
- Screen / Roller Blind
- Insect Protection
- Roller Door

Quality Made in Germany - for maximum reliability and durability

Mechanical limit switching

C-plug Pluggable connection cable, available in various lengths

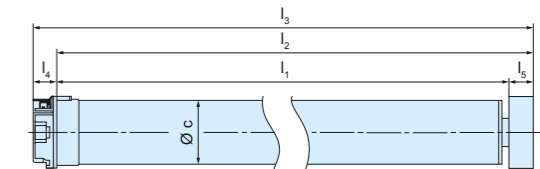
Limit position adjustment: Automatic detection when fixed point end-positions at top/bottom are present

Hohe Speed für besondere Anforderungen (R7-85-M04)
rpm

Technical data	Item no.	Torque (Nm)	Speed (min ⁻¹)	Limit switch range (revolutions)	Rated current (A)	Power consumption (W)	Connection cable (m)	RRP*** € / unit, incl. VAT
R7-85-M04	2010 091 006 0	7	85	38	1,18	230	*	305,00
R7-17-M04	2010 110 041 0	7	17	17	0,45	90	3	229,00
R8-17-M04	2010 110 100 0	8	17	38	0,45	100	*	194,00
R12-17-M04	2010 110 101 0	12	17	38	0,50	110	*	206,00
R20-17-M04	2020 110 100 0	20	17	38	0,7	160	*	229,00
R30-17-M04	2030 110 100 0	30	17	38	0,90	210	*	252,00
R40-17-M04	2040 110 100 0	40	17	38	1,15	260	*	275,00
R50-11-M04	2050 110 100 0	50	11	38	1,05	240	*	298,00

Rated voltage: 230 V/AC/50Hz Duty cycle: S2 4 min Degree of protection: IP44

Dimension (mm)	l ¹	l ^{2**}	l ^{3**}	l ⁴	l ^{5**}	Øc
R7-85-M04	604	644	661	17	40	45
R7-17-M04	354	394	411	17	40	45
R8-17-M04	414	454	471	17	40	45
R12-17-M04	414	454	471	17	40	45
R20-17-M04	443	483	500	17	40	45
R30-17-M04	568	608	625	17	40	45
R40-17-M04	588	628	645	17	40	45
R50-11-M04	588	628	645	17	40	45



* C-Plug connection cables are available in various versions and lengths and must be ordered separately (see table on page 62)
 ** Drive adapter width of S60L (4930 300 466 0) page 180, selection of a different drive adapter will change dimension l₂, l₃ and l₅
 *** All prices include a 2 m connection cable and shaft adapter (driver and ring).

Roller shutter and sun protection drives with mechanical limit switching

for barrels with 63 mm or larger diameter

L50-M04 ... L120-M04

Applicable for:

- Roller shutter
- Drop-Arm Awning
- Open/semi-open articulated-arm awning
- Markisolette / Window Awning
- Screen / Roller Blind
- Insect Protection
- Roller Door



Quality Made in Germany - for maximum reliability and durability

Mechanical limit switching

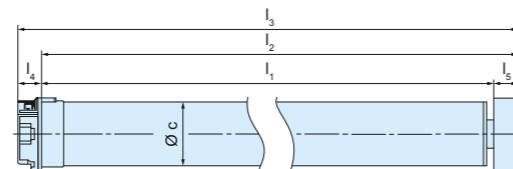
Pluggable connection cable, available in various lengths

Limit position adjustment: Automatic detection when fixed point end-positions at top/bottom are present

Technical data	Item no.	Torque (Nm)	Speed (min ⁻¹)	Limit switch range (revolutions)	Rated current (A)	Power consumption (W)	Connection cable (m)	RPP*** € / unit, incl. VAT
L50-17-M04	2050 110 106 0	50	17	36	1,4	315	*	344,00
L60-11-M04	2060 110 104 0	60	11	36	1,2	265	*	355,00
L70-17-M04	2070 110 101 0	70	17	36	1,9	430	*	390,00
L80-11-M04	2080 110 103 0	80	11	36	1,4	310	*	401,00
L120-11-M04	2120 110 102 0	120	11	36	1,9	435	*	482,00

Rated voltage: 230 V/AC/50Hz Duty cycle: S2 4 min Degree of protection: IP44

Dimension (mm)	l ¹	l ^{2**}	l ^{3***}	l ⁴	l ^{5**}	Ø c
L50-17-M04	672	702	722	20	30	58
L60-11-M04	672	702	722	20	30	58
L70-17-M04	672	702	722	20	30	58
L80-11-M04	672	702	722	20	30	58
L120-11-M04	672	702	722	20	30	58



* C-Plug connection cables are available in various versions and lengths and must be ordered separately (see table on page 62)
 ** Drive adapter width of SM70 (4931 300 080 0) page 181, selection of a different drive adapter will change dimensions l₂, l₃ and l₅
 *** All prices include a 2 m connection cable and shaft adapter (driver and ring).

Roller shutter drive with mechanical limit switching for narrow windows

for barrels with 50 mm or larger diameter

R4-M17 und Sets

Applicable for:

- Roller shutter with fixed stop and rigid shaft connectors



Quality Made in Germany - for maximum reliability and durability

Mechanical limit switching

Limit position adjustment: Automatic detection with existing stops

Mounting exclusively with fixed shaft connectors

Especially compact design: Designed for use in narrow applications

Technical data	Item no.	Torque (Nm)	Speed (min ⁻¹)	Limit switch range (revolutions)	Rated current (A)	Power consumption (W)	Connection cable (m)	RPP*** € / unit, incl. VAT
R4-17-M17	2010 110 043 0	4	17	64	0,4	85	3	229,00
R4-17-M17 Set 1	2010 110 044 0	4	17	64	0,4	85	3	263,00
R4-17-M17 Set 2	2010 110 046 0	4	17	64	0,4	85	3	263,00

Rated voltage: 230 V/AC/50Hz Duty cycle: S2 4 min Degree of protection: IP44

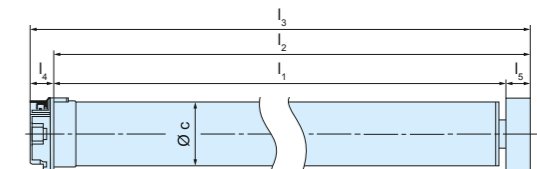
Set 1 consisting of:

- 1 x Drive R4-17-M17
- 2 x 4902 000 308 0 3-Link Safety Springs
- 1 x 4930 300 382 0 Wall bearing P/R with latch for mini bracket
- 1 x 4930 300 041 0 Drive adapter S60
- 1 x 4930 020 707 2 Ring S60

Set 2 consisting of:

- 1 x Drive R4-17-M17
- 2 x 4902 000 308 0 3-Link Safety Springs
- 1 x 4930 200 005 0 Universal Wall Bearing
- 1 x 4930 300 041 0 Drive adapter S60
- 1 x 4930 020 707 2 Ring S60
- 1 x 4930 300 155 0 Connection part with 20 mm round pin

Dimension (mm)	l ¹	l ^{2**}	l ^{3***}	l ⁴	l ^{5**}	Ø c
R4-17-M17	328	368	386	17	40	45



** Drive adapter width of Rolm 60 (4930 300 044 0) page 180, selection of a different drive adapter will change dimensions l₂, l₃ and l₅
 *** All prices include shaft adapter (driver and ring).

Roller shutter drives with electronic limit switching of the Evolution series

for barrels with 50 mm or larger diameter

R8-EVO 20 R (BT) ... R20-EVO 20 R (BT)

Applicable for:

- Roller shutter
- Screen / Roller Blind

- Projection Screen



EVO Evolution technology allows the selection of various operating profiles: Standard, Dynamic, and Whisper Mode	Automatic increase of the pressing force with anti-lifting devices	Electronic limit switching
Blockage detection: Shuts off in case of obstacles (e.g., freezing) and torque increase	Soft upper stop: The application is optimally protected by gentle stopping	Limit position adjustment: Automatic detection when stop or fixed point end-positions are present
Sensitive obstacle detection in down direction for optimum protection of the application and the obstacle	Fly screen protection function: Detects an open insect protection door and prevents damage to the system	Intelligent installation management allows quick end position adjustments during installation
Dynamic torque adjustment: The drive automatically and continuously adjusts the required torque to the application	Supports parallel connection	Automatic detection of the limit positions when flexible suspension springs or rigid shaft connectors are used
Particularly smooth-running motor technology which is gentle on the system	C-plug Pluggable connection cable, available in various lengths	Automatic shading solution length adjustment: A lengthening of the curtain is automatically detected and corrected by the drive
Upper anti-freeze mechanism: The drive stops shortly before reaching the upper stop end position; this position is cyclically monitored and corrected		



Roller shutter drives with electronic limit switching

for barrels with 38 mm or larger diameter

P5-E01 ... P9-E01

Applicable for:

- Roller shutter
- Screen / Roller Blind

- Insect Protection
- Projection Screen

Blockage detection: Shuts off in case of obstacles (e.g., freezing) and torque increase	Fly screen protection function: Detects an open insect protection door and prevents damage to the system	Intelligent installation management allows quick end position adjustments during installation
Sensitive obstacle detection in down direction for optimum protection of the application and the obstacle	Made in Germany - for maximum reliability and durability	Limit positions status indicator: The drive indicates a missing end position by briefly interrupting operation
Dynamic torque adjustment: The drive automatically and continuously adjusts the required torque to the application	Supports parallel connection	Setting of limit positions via switch on the drive head without the need for a special programming unit
Upper anti-freeze mechanism: The drive stops shortly before reaching the upper stop end position; this position is cyclically monitored and corrected	C-plug Pluggable connection cable, available in various lengths	Automatic detection of the limit positions when flexible suspension springs or rigid shaft connectors are used
Automatic increase of the pressing force with anti-lifting devices	Electronic limit switching	Automatic shading solution length adjustment: A lengthening of the curtain is automatically detected and corrected by the drive
Soft upper stop: The application is optimally protected by gentle stopping	Limit position adjustment: Automatic detection when stop or fixed point end-positions are present	



Technical data	Item no.	Item no. with Bluetooth-interface (BT)	Torque (Nm)	Speed (min ⁻¹)	Limit switch range (revolutions)	Rated current (A)	Power consumption (W)	Connection cable (m)	RRP*** € / unit, incl. VAT
R8-17-EVO 20 R (BT)	1010 120 001 0	1010 120 003 0	8	17	64	0,26	40	*	281,00 292,00 (BT)
R12-17-EVO 20 R (BT)	1010 120 002 0	1010 120 004 0	12	17	64	0,35	50	*	292,00 304,00 (BT)
R20-17-EVO 20 R (BT)	1020 120 001 0	1020 120 002 0	20	17	64	0,55	90	*	315,00 327,00 (BT)

Rated voltage: 230 V/AC/50Hz **Duty cycle:** S2 4 min **Degree of protection:** IP44

Dimension (mm)	l ¹	l ^{2**}	l ^{3**}	l ⁴	l ^{5**}	Ø c
R8-17-EVO 20 R (BT)	492,5	532,5	548,5	16	40	45
R12-17-EVO 20 R (BT)	492,5	532,5	548,5	16	40	45
R20-17-EVO 20 R (BT)	492,5	532,5	548,5	16	40	45

* C-Plug connection cables are available in various versions and lengths and must be ordered separately (see table on page 62)
 ** Drive adapter width of R A S60 K (4930 300 466 0) page 180, selection of a different drive adapter will change dimensions l₂, l₃ and l₅
 *** All prices include a 2 m connection cable and shaft adapter (driver and ring).

Technical data	Item no. with bracket	Item no. without bracket	Torque (Nm)	Speed (min ⁻¹)	Limit switch range (revolutions)	Rated current (A)	Power consumption (W)	Connection cable (m)	RRP*** € / unit, incl. VAT
P5-16-E01	2009 120 110 0	2009 120 111 0	5	16	64	0,35	80	*	275,00
P9-16-E01	2009 120 108 0	2009 120 109 0	9	16	64	0,47	110	*	286,00

Rated voltage: 230 V/AC/50Hz **Duty cycle:** S2 4 min **Degree of protection:** IP44

Dimension (mm)	l ¹	l ^{2**}	l ^{3**}	l ⁴	l ^{5**}	Ø c
P5-16-E01	404	444	457	13	40	35
P9-16-E01	453	493	506	13	40	35

* C-Plug connection cables are available in various versions and lengths and must be ordered separately (see table on page 62)
 ** Drive adapter width of P AO S40 Exzt. 1 K (4930 200 250 0) page 192, selection of a different drive adapter will change dimensions l₂, l₃ and l₅
 *** All prices include a 2 m connection cable and shaft adapter (driver and ring).


















Roller shutter drives with electronic limit switching

for barrels with 50 mm or larger diameter

R8-E01 ... R40-E01

Applicable for:

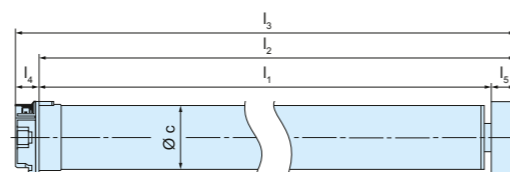
- Roller shutter
- Screen / Roller Blind
- Insect Protection
- Projection Screen

 Blockage detection: Shuts off in case of obstacles (e.g., freezing) and torque increase	 Fly screen protection function: Detects an open insect protection door and prevents damage to the system	 Intelligent installation management allows quick end position adjustments during installation
 Sensitive obstacle detection in down direction for optimum protection of the application and the obstacle	 Made in Germany - for maximum reliability and durability	 Limit positions status indicator: The drive indicates a missing end position by briefly interrupting operation
 Dynamic torque adjustment: The drive automatically and continuously adjusts the required torque to the application	 Supports parallel connection	 Setting of limit positions via switch on the drive head without the need for a special programming unit
 Upper anti-freeze mechanism: The drive stops shortly before reaching the upper stop end position; this position is cyclically monitored and corrected	 Pluggable connection cable, available in various lengths	 Automatic detection of the limit positions when flexible suspension springs or rigid shaft connectors are used
 Automatic increase of the pressing force with anti-lifting devices	 Electronic limit switching	 Automatic shading solution length adjustment: A lengthening of the curtain is automatically detected and corrected by the drive
 Soft upper stop: The application is optimally protected by gentle stopping	 Limit position adjustment: Automatic detection when stop or fixed point end-positions are present	

Technical data	Item no.	Torque (Nm)	Speed (min ⁻¹)	Limit switch range (revolutions)	Rated current (A)	Power consumption (W)	Connection cable (m)	RRP*** € / unit, incl. VAT
R8-17-E01	2010 120 139 0	8	17	64	0,45	100	*	263,00
R12-17-E01	2010 120 140 0	12	17	64	0,5	110	*	275,00
R20-17-E01	2020 120 119 0	20	17	64	0,7	160	*	298,00
R30-17-E01	2030 120 118 0	30	17	64	0,9	210	*	321,00
R40-17-E01	2040 120 115 0	40	17	64	1,15	260	*	344,00

Rated voltage: 230 V/AC / 50Hz Duty cycle: S2 4 min Degree of protection: IP44

Dimension (mm)	l ¹	l ^{2**}	l ^{3**}	l ⁴	l ^{5**}	Ø c
R8-17-E01	472,6	512,6	529,6	17	40	45
R12-17-E01	572,6	512,6	529,6	17	40	45
R20-17-E01	502	542	559	17	40	45
R30-17-E01	526,1	566,1	583,1	17	40	45
R40-17-E01	540,3	580,3	597,3	17	40	45



* C-Plug connection cables are available in various versions and lengths and must be ordered separately (see table on page 62)
 ** Drive adapter width of R AO S60 K (4930 200 222 0) page 192, selection of a different drive adapter will change dimensions l₂, l₃ and l₅
 *** All prices include a 2 m connection cable and shaft adapter (driver and ring).















Roller shutter drives with electronic limit switching

for barrels with 38 mm or larger diameter

P5-E03 ... P9-E03

Applicable for:

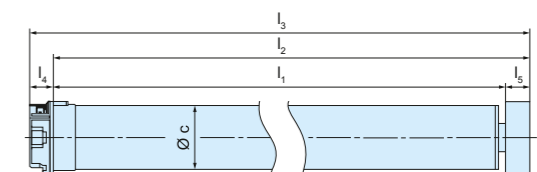
- Roller shutter

 Blockage detection: Shuts off in case of obstacles (e.g., freezing) and torque increase	 Soft upper stop: The application is optimally protected by gentle stopping	 Intelligent installation management allows quick end position adjustments during installation
 Sensitive obstacle detection in down direction for optimum protection of the application and the obstacle	 Made in Germany - for maximum reliability and durability	 Limit positions status indicator: The drive indicates a missing end position by briefly interrupting operation
 Dynamic torque adjustment: The drive automatically and continuously adjusts the required torque to the application	 Supports parallel connection	 Automatic detection of the limit positions when flexible suspension springs or rigid shaft connectors are used
 Upper anti-freeze mechanism: The drive stops shortly before reaching the upper stop end position; this position is cyclically monitored and corrected	 Electronic limit switching	 Automatic shading solution length adjustment: A lengthening of the curtain is automatically detected and corrected by the drive
 Automatic increase of the pressing force with anti-lifting devices	 Limit position adjustment: Automatic detection when stop or fixed point end-positions are present	

Technical data	Item no. with bracket	Item no. without bracket	Torque (Nm)	Speed (min ⁻¹)	Limit switch range (revolutions)	Rated current (A)	Power consumption (W)	Connection cable (m)	RRP*** € / unit, incl. VAT
P5-16-E03	2009 120 104 0	2009 120 105 0	5	16	64	0,35	80	3	246,00
P9-16-E03	2009 120 106 0	2009 120 107 0	9	16	64	0,45	110	3	258,00

Rated voltage: 230 V/AC / 50Hz Duty cycle: S2 4 min Degree of protection: IP44

Dimension (mm)	l ¹	l ^{2**}	l ^{3**}	l ⁴	l ^{5**}	Ø c
P5-16-E03	404	421	434	13	17	35
P9-16-E03	453	470	483	13	17	35



* C-Plug connection cables are available in various versions and lengths and must be ordered separately (see table on page 62)
 ** Drive adapter width of P A S40 Exzt. 1 K (4930 300 083 0) page 180, selection of a different drive adapter will change dimensions l₂, l₃ and l₅
 *** All prices include shaft adapter (driver and ring).















Roller shutter drives with electronic limit switching

for barrels with 50 mm or larger diameter

R8-E03 ... R30-E03

Applicable for:

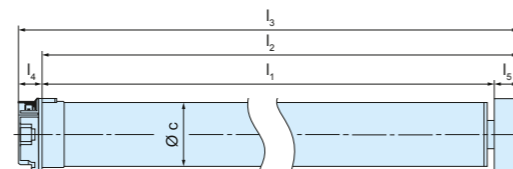
- Roller shutter

 Blockage detection: Shuts off in case of obstacles (e.g., freezing) and torque increase	 Soft upper stop: The application is optimally protected by gentle stopping	 Intelligent installation management allows quick end position adjustments during installation
 Sensitive obstacle detection in down direction for optimum protection of the application and the obstacle	 Made in Germany - for maximum reliability and durability	 Limit positions status indicator: The drive indicates a missing end position by briefly interrupting operation
 Dynamic torque adjustment: The drive automatically and continuously adjusts the required torque to the application	 Supports parallel connection	 Automatic detection of the limit positions when flexible suspension springs or rigid shaft connectors are used
 Upper anti-freeze mechanism: The drive stops shortly before reaching the upper stop end position; this position is cyclically monitored and corrected	 Electronic limit switching	 Automatic shading solution length adjustment: A lengthening of the curtain is automatically detected and corrected by the drive
 Automatic increase of the pressing force with anti-lifting devices	 Limit position adjustment: Automatic detection when stop or fixed point end-positions are present	

Technical data	Item no.		Torque (Nm)		Speed (min ⁻¹)	Limit switch range (revolutions)	Rated current (A)	Power consumption		Connection cable (m)	RRP*** € / unit, incl. VAT
	3 m cable	5 m cable						(W)			
R8-17-E03	2010 120 142 0	2010 120 148 0	8	17	64	0,45	100	3/5	235,00		
R12-17-E03	2010 120 143 0	2010 120 149 0	12	17	64	0,5	110	3/5	246,00		
R20-17-E03	2020 120 120 0	2020 120 123 0	20	17	64	0,7	160	3/5	269,00		
R30-17-E03	2030 120 120 0	2030 120 123 0	30	17	64	0,9	210	3/5	292,00		

Rated voltage: 230 V/AC/50Hz Duty cycle: S2 4 min Degree of protection: IP44

Dimension (mm)	l ¹	l ^{2**}	l ^{3**}	l ⁴	l ^{5**}	Øc
R8-17-E03	477,5	517,5	533,5	16	40	45
R12-17-E03	477,5	517,5	533,5	16	40	45
R20-17-E03	507,4	547,5	563,5	16	40	45
R30-17-E03	531,6	571,6	587,6	16	40	45



** Drive adapter width of R A S60 K (4930 300 466 0) page 180, selection of a different drive adapter will change dimensions l₂, l₃ and l₅
 *** All prices include shaft adapter (driver and ring).
















Roller shutter drives with electronic limit switching

for barrels with 50 mm or larger diameter

R8-E03 ... R30-E03 with angled coupling

Applicable for:

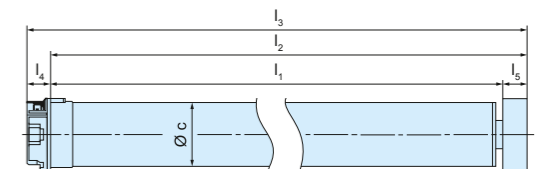
- Roller shutter

 Blockage detection: Shuts off in case of obstacles (e.g., freezing) and torque increase	 Soft upper stop: The application is optimally protected by gentle stopping	 Limit position adjustment: Automatic detection when stop or fixed point end-positions are present
 Sensitive obstacle detection in down direction for optimum protection of the application and the obstacle	 Made in Germany - for maximum reliability and durability	 Intelligent installation management allows quick end position adjustments during installation
 Dynamic torque adjustment: The drive automatically and continuously adjusts the required torque to the application	 Supports parallel connection	 Limit positions status indicator: The drive indicates a missing end position by briefly interrupting operation
 Upper anti-freeze mechanism: The drive stops shortly before reaching the upper stop end position; this position is cyclically monitored and corrected	 Pluggable connection cable, available in various lengths	 Automatic detection of the limit positions when flexible suspension springs or rigid shaft connectors are used
 Automatic increase of the pressing force with anti-lifting devices	 Electronic limit switching	 Automatic shading solution length adjustment: A lengthening of the curtain is automatically detected and corrected by the drive

Technical data	Item no.		Torque (Nm)		Speed (min ⁻¹)	Limit switch range (revolutions)	Rated current (A)	Power consumption		Connection cable (m)	RRP*** € / unit, incl. VAT
								(W)			
R8-17-E03 angled coupling	2010 120 144 0		8	17	64	0,45	100	*	235,00		
R12-17-E03 angled coupling	2010 120 145 0		12	17	64	0,5	110	*	246,00		
R20-17-E03 angled coupling	2020 120 121 0		20	17	64	0,7	160	*	269,00		
R30-17-E03 angled coupling	2030 120 121 0		30	17	64	0,9	210	*	292,00		

Rated voltage: 230 V/AC/50Hz Duty cycle: S2 4 min Degree of protection: IP44

Dimension (mm)	l ¹	l ^{2**}	l ^{3**}	l ⁴	l ^{5**}	Øc
R8-17-E03 angled coupling	477,5	517,5	533,5	16	40	45
R12-17-E03 angled coupling	477,5	517,5	533,5	16	40	45
R20-17-E03 angled coupling	507,4	547,5	563,5	16	40	45
R30-17-E03 angled coupling	531,6	571,6	587,6	16	40	45



* C-Plug connection cables are available in various versions and lengths and must be ordered separately (see table on page 62)
 ** Drive adapter width of R A S60 K (4930 300 466 0) page 180, selection of a different drive adapter will change dimensions l₂, l₃ and l₅
 *** All prices include a 2 m connection cable and shaft adapter (driver and ring).

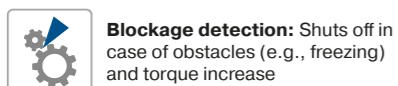
Roller shutter drives with electronic limit switching and crank connection

for barrels with 50 mm or larger diameter

R12-E25 ... R40-E25

Applicable for:

- Roller shutter
- Roller Door



Blockage detection: Shuts off in case of obstacles (e.g., freezing) and torque increase



Electronic limit switching



Intelligent installation management allows quick end position adjustments during installation



Made in Germany - for maximum reliability and durability



Mounting exclusively with fixed shaft connectors



Limit positions status indicator: The drive indicates a missing end position by briefly interrupting operation



Supports parallel connection



Limit position adjustment: Automatic detection with existing stops



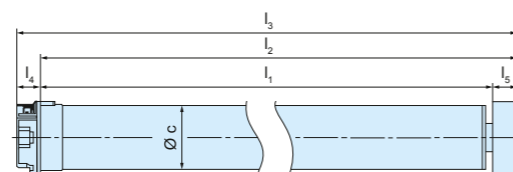
Automatic shading solution length adjustment: A lengthening of the curtain is automatically detected and corrected by the drive



Technical data	Item no.	Torque (Nm)	Speed (min ⁻¹)	Limit switch range (revolutions)	Rated current (A)	Power consumption (W)	Connection cable (m)	RRP*** € / unit, incl. VAT
R12-17-E25	2010 140 008 0	12	17	64	0,5	110	0,05	413,00
R20-17-E25	2020 140 009 0	20	17	64	0,7	160	0,05	436,00
R30-17-E25	2030 140 010 0	30	17	64	0,9	210	0,05	459,00
R40-17-E25	2040 140 011 0	40	17	64	1,15	260	0,05	482,00

Rated voltage: 230 V/AC/50Hz **Duty cycle:** S2 4 min **Degree of protection:** IP44

Dimension (mm)	l ¹	l ^{2**}	l ^{3**}	l ⁴	l ^{5**}	Ø c
R12-17-E25	637	677	704	27	40	45
R20-17-E25	677	717	744	27	40	45
R30-17-E25	677	717	744	27	40	45
R40-17-E25	697	737	764	27	40	45



** Drive adapter width of RA S60 K (4930 300 466 0) page 180, selection of a different drive adapter will change dimensions l₂, l₃ and l₅
 *** All prices include shaft adapter (driver and ring).

Roller shutter drives with electronic limit switching and crank connection

for barrels with 63 mm or larger diameter

L60-E25 ... L120-E25

Applicable for:

- Roller shutter
- Roller Door



Blockage detection: Shuts off in case of obstacles (e.g., freezing) and torque increase



Electronic limit switching



Intelligent installation management allows quick end position adjustments during installation



Made in Germany - for maximum reliability and durability



Mounting exclusively with fixed shaft connectors



Limit positions status indicator: The drive indicates a missing end position by briefly interrupting operation



Supports parallel connection



Limit position adjustment: Automatic detection with existing stops



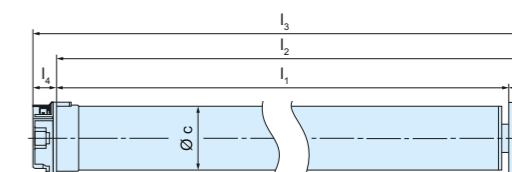
Automatic shading solution length adjustment: A lengthening of the curtain is automatically detected and corrected by the drive



Technical data	Item no.	Torque (Nm)	Speed (min ⁻¹)	Limit switch range (revolutions)	Rated current (A)	Power consumption (W)	Connection cable (m)	RRP*** € / unit, incl. VAT
L60-11-E25	2060 140 006 0	60	11	64	1,2	265	0,05	562,00
L80-11-E25	2080 140 006 0	80	11	64	1,4	310	0,05	608,00
L120-11-E25	2120 140 006 0	120	11	64	1,9	435	0,05	689,00

Rated voltage: 230 V/AC/50Hz **Duty cycle:** S2 4 min **Degree of protection:** IP44

Dimension (mm)	l ¹	l ^{2**}	l ^{3**}	l ⁴	l ^{5**}	Ø c
L60-11-E25	747	777	804	27	30	58
L80-11-E25	747	777	804	27	30	58
L120-11-E25	747	777	804	27	30	58



** Drive adapter width of LA SM70 M (4931 300 080 0) page 181, selection of a different drive adapter will change dimensions l₂, l₃ and l₅
 *** All prices include shaft adapter (driver and ring).

SMI-Roller shutter drives with electronic limit switching

for barrels with 38 mm or larger diameter

P5-S01 ... P9-S01

Applicable for:

- Roller shutter
- Projection Screen

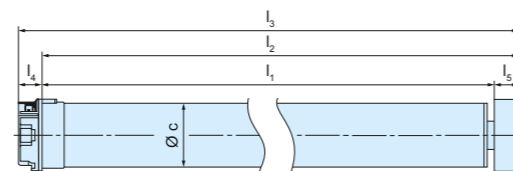


Blockage detection: Shuts off in case of obstacles (e.g., freezing) and torque increase	Soft upper stop: The application is optimally protected by gentle stopping	Limit position adjustment: Automatic detection when stop or fixed point end-positions are present
Sensitive obstacle detection in down direction for optimum protection of the application and the obstacle	Fly screen protection function: Detects an open insect protection door and prevents damage to the system	Intelligent installation management allows quick end position adjustments during installation
Dynamic torque adjustment: The drive automatically and continuously adjusts the required torque to the application	Made in Germany - for maximum reliability and durability	Limit positions status indicator: The drive indicates a missing end position by briefly interrupting operation
Enables programming of 2 freely selectable intermediate positions	Supports parallel connection	Automatic detection of the limit positions when flexible suspension springs or rigid shaft connectors are used
Upper anti-freeze mechanism: The drive stops shortly before reaching the upper stop end position; this position is cyclically monitored and corrected	Pluggable connection cable, available in various lengths	Automatic shading solution length adjustment: A lengthening of the curtain is automatically detected and corrected by the drive
Automatic increase of the pressing force with anti-lifting devices	Integrated SMI technology	Switch on the motor head for changing the direction of rotation

Technical data	Item no. with bracket	Item no. without bracket	Torque (Nm)	Speed (min ⁻¹)	Limit switch range (revolutions)	Rated current (A)	Power consumption (W)	Connection cable (m)	RRP*** € / unit, incl. VAT
P5-16-S01	2009 120 503 0	2009 120 505 0	5	16	64	0,35	80	*	350,00
P9-16-S01	2009 120 504 0	2009 120 506 0	9	16	64	0,45	110	*	361,00

Rated voltage: 230 V/AC/50Hz **Duty cycle:** S2 4 min **Degree of protection:** IP44

Dimension (mm)	l ¹	l ^{2**}	l ^{3**}	l ⁴	l ^{5**}	∅ c
P5-16-S01	423	463	476	13	40	35
P9-16-S01	453	493	506	13	40	35



* C-Plug connection cables are available in various versions and lengths and must be ordered separately (see table on page 63)
 ** Drive adapter width of P AO S40 Exzt. 1 K (4930 200 250 0) page 192, selection of a different drive adapter will change dimensions l₂, l₃ and l₅
 *** All prices include a 2 m connection cable and shaft adapter (driver and ring).

SMI-Roller shutter drives with electronic limit switching

for barrels with 50 mm or larger diameter

R8-S01 ... R40-S01

Applicable for:

- Roller shutter
- Projection Screen

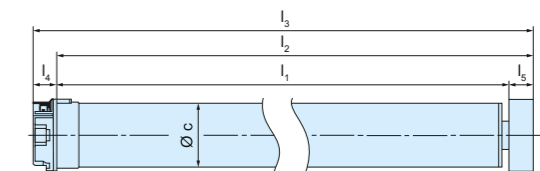


Blockage detection: Shuts off in case of obstacles (e.g., freezing) and torque increase	Soft upper stop: The application is optimally protected by gentle stopping	Limit position adjustment: Automatic detection when stop or fixed point end-positions are present
Sensitive obstacle detection in down direction for optimum protection of the application and the obstacle	Fly screen protection function: Detects an open insect protection door and prevents damage to the system	Intelligent installation management allows quick end position adjustments during installation
Dynamic torque adjustment: The drive automatically and continuously adjusts the required torque to the application	Made in Germany - for maximum reliability and durability	Limit positions status indicator: The drive indicates a missing end position by briefly interrupting operation
Enables programming of 2 freely selectable intermediate positions	Supports parallel connection	Automatic detection of the limit positions when flexible suspension springs or rigid shaft connectors are used
Upper anti-freeze mechanism: The drive stops shortly before reaching the upper stop end position; this position is cyclically monitored and corrected	Pluggable connection cable, available in various lengths	Automatic shading solution length adjustment: A lengthening of the curtain is automatically detected and corrected by the drive
Automatic increase of the pressing force with anti-lifting devices	Integrated SMI technology	Switch on the motor head for changing the direction of rotation

Technical data	Item no.	Torque (Nm)	Speed (min ⁻¹)	Limit switch range (revolutions)	Rated current (A)	Power consumption (W)	Connection cable (m)	RRP*** € / unit, incl. VAT
R8-17-S01	2010 120 503 0	8	17	64	0,45	100	*	338,00
R12-17-S01	2010 120 504 0	12	17	64	0,5	110	*	350,00
R20-17-S01	2020 120 502 0	20	17	64	0,7	160	*	373,00
R30-17-S01	2030 120 502 0	30	17	64	0,9	210	*	396,00
R40-17-S01	2040 120 502 0	40	17	64	1,15	260	*	419,00

Rated voltage: 230 V/AC/50Hz **Duty cycle:** S2 4 min **Degree of protection:** IP44

Dimension (mm)	l ¹	l ^{2**}	l ^{3**}	l ⁴	l ^{5**}	∅ c
R8-17-S01	472,6	512,6	529,6	17	40	45
R12-17-S01	472,6	512,6	529,6	17	40	45
R20-17-S01	502	542	559	17	40	45
R30-17-S01	530	570	587	17	40	45
R40-17-S01	540,3	580,3	597,3	17	40	45



* C-Plug connection cables are available in various versions and lengths and must be ordered separately (see table on page 63)
 ** Drive adapter width of R AO S60 K (4930 200 222 0) page 192, selection of a different drive adapter will change dimensions l₂, l₃ and l₅
 *** All prices include a 2 m connection cable and shaft adapter (driver and ring).

Sun protection drives with electronic limit switching

for barrels with 38 mm or larger diameter

P5-E12 ... P9-E12

Applicable for:

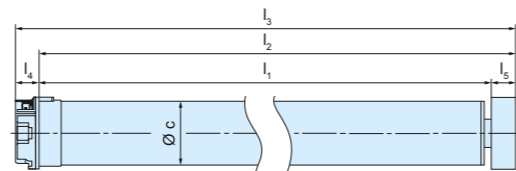
- Drop-Arm Awning
- Open/semi-open articulated-arm awning
- Articulated-arm cassette awning
- Markisolette / Window Awning
- Conservatory awning
- Pergola
- Horizontal screen
- Screen / Roller Blind
- Volants
- Insect Protection

	Blockage detection with multiple testing		Supports parallel connection		Switchable stop behaviour
	Fabric untensioning: The drive protects the fabric by relieving tension in the upper stop end position – optionally activatable/deactivatable		Pluggable connection cable, available in various lengths		Limit positions status indicator: The drive indicates a missing end position by briefly interrupting operation
	Fabric tensioning function: The drive tightens the fabric by moving to a freely adjustable reversing position – optionally activatable/deactivatable		Electronic limit switching		Switch on the motor head for changing the direction of rotation
	Higher closing force for cassette awnings		Limit position adjustment: Point (automatic detection or freely programmable), Upper limit position adjustment: point or stop		Automatic shading solution length adjustment: A lengthening of the curtain is automatically detected and corrected by the drive
	Upper anti-freeze mechanism: The drive stops shortly before reaching the upper stop end position; this position is cyclically monitored and corrected		Auto-install function: The drive programs the end positions automatically		
	Made in Germany - for maximum reliability and durability		Intelligent installation management allows quick end position adjustments during installation		

Technical data	Item no.	Torque (Nm)	Speed (min ⁻¹)	Limit switch range (revolutions)	Rated current (A)	Power consumption (W)	Connection cable (m)	RRP*** € / unit, incl. VAT
P5-20-E12	2009 130 109 0	5	20	64	0,45	110	*	292,00
P5-30-E12	2009 130 110 0	5	30	64	0,45	110	*	309,00
P9-16-E12	2009 130 111 0	9	16	64	0,45	110	*	298,00

Rated voltage: 230 V/AC/50Hz Duty cycle: S2 4 min Degree of protection: IP44

Dimension (mm)	l ¹	l ^{2**}	l ^{3**}	l ⁴	l ^{5**}	Ø c
P5-20-E12	453	470	483	13	17	35
P5-30-E12	453	470	483	13	17	35
P9-16-E12	453	470	483	13	17	35



* C-Plug connection cables are available in various versions and lengths and must be ordered separately (see table on page 62)
 ** Drive adapter width of P R 40x1/42x2 K (4930 300 086 0) page 188, selection of a different drive adapter will change dimensions l₂, l₃ and l₅
 *** All prices include a 2 m connection cable and shaft adapter (driver and ring).

Sun protection drives with electronic limit switching

for barrels with 50 mm or larger diameter

R8-E12 ... R50-E12

Applicable for:

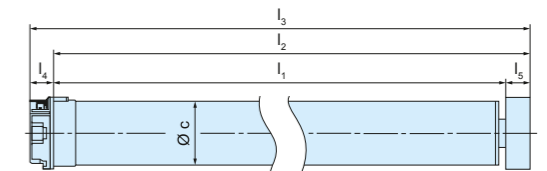
- Drop-Arm Awning
- Open/semi-open articulated-arm awning
- Articulated-arm cassette awning
- Markisolette / Window Awning
- Conservatory awning
- Pergola
- Horizontal screen
- Screen / Roller Blind
- Volants
- Insect Protection

	Blockage detection with multiple testing		Supports parallel connection		Switchable stop behaviour
	Fabric untensioning: The drive protects the fabric by relieving tension in the upper stop end position – optionally activatable/deactivatable		Pluggable connection cable, available in various lengths		Limit positions status indicator: The drive indicates a missing end position by briefly interrupting operation
	Fabric tensioning function: The drive tightens the fabric by moving to a freely adjustable reversing position – optionally activatable/deactivatable		Electronic limit switching		Switch on the motor head for changing the direction of rotation
	Higher closing force for cassette awnings		Limit position adjustment: Point (automatic detection or freely programmable), Upper limit position adjustment: point or stop		Automatic shading solution length adjustment: A lengthening of the curtain is automatically detected and corrected by the drive
	Upper anti-freeze mechanism: The drive stops shortly before reaching the upper stop end position; this position is cyclically monitored and corrected		Auto-install function: The drive programs the end positions automatically		
	Made in Germany - for maximum reliability and durability		Intelligent installation management allows quick end position adjustments during installation		

Technical data	Item no.	Torque (Nm)	Speed (min ⁻¹)	Limit switch range (revolutions)	Rated current (A)	Power consumption (W)	Connection cable (m)	RRP*** € / unit, incl. VAT
R8-17-E12	2010 130 161 0	8	17	64	0,45	100	*	275,00
R12-17-E12	2010 130 162 0	12	17	64	0,5	110	*	286,00
R20-17-E12	2020 130 146 0	20	17	64	0,7	160	*	309,00
R30-17-E12	2030 130 151 0	30	17	64	0,9	210	*	332,00
R40-17-E12	2040 130 158 0	40	17	64	1,15	260	*	355,00
R50-11-E12	2050 130 165 0	50	11	64	1,05	240	*	378,00

Rated voltage: 230 V/AC/50Hz Duty cycle: S2 4 min Degree of protection: IP44

Dimension (mm)	l ¹	l ^{2**}	l ^{3**}	l ⁴	l ^{5**}	Ø c
R8-17-E12	472,6	489,6	506,6	17	17	45
R12-17-E12	472,6	489,6	506,6	17	17	45
R20-17-E12	502	519	536	17	17	45
R30-17-E12	530	547	564	17	17	45
R40-17-E12	540,3	557,3	574,3	17	17	45
R50-11-E12	540,3	557,3	574,3	17	17	45



* C-Plug connection cables are available in various versions and lengths and must be ordered separately (see table on page 62)
 ** Drive adapter width of R N DW78R+F M (4930 300 091 0) page 186, selection of a different drive adapter will change dimensions l₂, l₃ and l₅
 *** All prices include a 2 m connection cable and shaft adapter (driver and ring).

Sun protection drives with electronic limit switching

for barrels with 63 mm or larger diameter

L50-E12 ... L120-E12

Applicable for:

- Drop-Arm Awning
- Open/semi-open articulated-arm awning
- Articulated-arm cassette awning
- Markisolette / Window Awning
- Conservatory awning
- Pergola
- Horizontal screen
- Screen / Roller Blind
- Volants
- Insect Protection

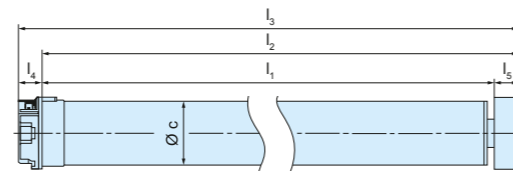
- Blockage detection with multiple testing**
- Fabric untensioning:** The drive protects the fabric by relieving tension in the upper stop end position – optionally activatable/deactivatable
- Fabric tensioning function:** The drive tightens the fabric by moving to a freely adjustable reversing position – optionally activatable/deactivatable
- Higher closing force for cassette awnings**
- Upper anti-freeze mechanism:** The drive stops shortly before reaching the upper stop end position; this position is cyclically monitored and corrected
- Made in Germany - for maximum reliability and durability**
- Supports parallel connection**
- Pluggable connection cable,** available in various lengths
- Electronic limit switching**
- Limit position adjustment:** Point (automatic detection or freely programmable), Upper limit position adjustment: point or stop
- Auto-install function:** The drive programs the end positions automatically
- Intelligent installation management** allows quick end position adjustments during installation



Technical data	Item no.	Torque (Nm)	Speed (min ⁻¹)	Limit switch range (revolutions)	Rated current (A)	Power consumption (W)	Connection cable (m)	RRP*** € / unit, incl. VAT
L50-17-E12	2050 130 211 0	50	17	64	1,4	315	*	424,00
L60-11-E12	2060 130 140 0	60	11	64	1,2	265	*	436,00
L70-17-E12	2070 130 134 0	70	17	64	1,9	430	*	470,00
L80-11-E12	2080 130 172 0	80	11	64	1,4	310	*	482,00
L120-11-E12	2120 130 129 0	120	11	64	1,9	435	*	562,00

Rated voltage: 230 V/AC/50Hz Duty cycle: S2 4 min Degree of protection: IP44

Dimension (mm)	l ¹	l ^{2**}	l ^{3**}	l ⁴	l ^{5**}	Ø c
L50-17-E12	558,3	588,3	608,3	20	30	58
L60-11-E12	533,8	563,8	583,8	20	30	58
L70-17-E12	588,9	618,9	638,9	20	30	58
L80-11-E12	553,3	583,3	603,3	20	30	58
L120-11-E12	588,9	618,9	638,9	20	30	58



* C-Plug connection cables are available in various versions and lengths and must be ordered separately (see table on page 62)
 ** Drive adapter width of L N DW78 Exzt. 1,5 M (4931 300 365 0) page 186, selection of a different drive adapter will change dimensions l₂, l₃ and l₅
 *** All prices include a 2 m connection cable and shaft adapter (driver and ring).

SMI-Sun protection drives with electronic limit switching

for barrels with 38 mm or larger diameter

P3-S12 ... P9-S12



Applicable for:

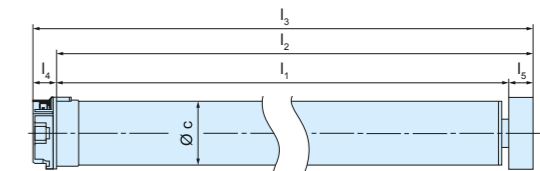
- Drop-Arm Awning
- Open/semi-open articulated-arm awning
- Articulated-arm cassette awning
- Markisolette / Window Awning
- Conservatory awning
- Pergola
- Horizontal screen
- Screen / Roller Blind
- Volants
- Insect Protection

- Blockage detection with multiple testing**
- Fabric untensioning:** The drive protects the fabric by relieving tension in the upper stop end position – optionally activatable/deactivatable
- Fabric tensioning function:** The drive tightens the fabric by moving to a freely adjustable reversing position – optionally activatable/deactivatable
- Made in Germany - for maximum reliability and durability**
- Supports parallel connection**
- Pluggable connection cable,** available in various lengths
- Integrated SMI technology**
- Limit position adjustment:** Point (automatic detection or freely programmable), Upper limit position adjustment: point or stop
- Auto-install function:** The drive programs the end positions automatically
- Intelligent installation management** allows quick end position adjustments during installation
- Switchable stop behaviour**
- Limit positions status indicator:** The drive indicates a missing end position by briefly interrupting operation
- Automatic shading solution length adjustment:** A lengthening of the curtain is automatically detected and corrected by the drive
- Switch on the motor head for changing the direction of rotation**

Technical data	Item no.	Torque (Nm)	Speed (min ⁻¹)	Limit switch range (revolutions)	Rated current (A)	Power consumption (W)	Connection cable (m)	RRP*** € / unit, incl. VAT
P3-30-S12	2009 130 505 0	3	30	64	0,35	80	*	384,00
P5-20-S12	2009 130 506 0	5	20	64	0,45	110	*	367,00
P5-30-S12	2009 130 507 0	5	30	64	0,45	110	*	384,00
P9-16-S12	2009 130 508 0	9	16	64	0,45	110	*	373,00

Rated voltage: 230 V/AC/50Hz Duty cycle: S2 4 min Degree of protection: IP44

Dimension (mm)	l ¹	l ^{2**}	l ^{3**}	l ⁴	l ^{5**}	Ø c
P3-30-S12	423	440	453	13	17	35
P5-20-S12	453	470	483	13	17	35
P5-30-S12	453	470	483	13	17	35
P9-16-S12	453	470	483	13	17	35



* C-Plug connection cables are available in various versions and lengths and must be ordered separately (see table on page 63)
 ** Drive adapter width of P R 40x1/42x2 K (4930 300 086 0) page 188, selection of a different drive adapter will change dimensions l₂, l₃ and l₅
 *** All prices include a 2 m connection cable and shaft adapter (driver and ring).

SMI-Sun protection drives with electronic limit switching

for barrels with 50 mm or larger diameter

R8-S12 ... R50-S12

Applicable for:

- Drop-Arm Awning
- Open/semi-open articulated-arm awning
- Articulated-arm cassette awning
- Markisolette / Window Awning
- Conservatory awning
- Pergola



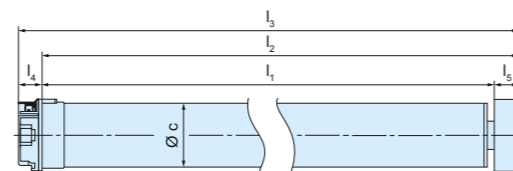
- Horizontal screen
- Screen / Roller Blind
- Volants
- Insect Protection

- Blockage detection with multiple testing**
- Fabric untensioning:** The drive protects the fabric by relieving tension in the upper stop end position – optionally activatable/deactivatable
- Fabric tensioning function:** The drive tightens the fabric by moving to a freely adjustable reversing position – optionally activatable/deactivatable
- Made in Germany** - for maximum reliability and durability
- Supports parallel connection**
- C-plug** Pluggable connection cable, available in various lengths
- Integrated SMI technology**
- Limit position adjustment:** Point (automatic detection or freely programmable), Upper limit position adjustment: point or stop
- Auto-install function:** The drive programs the end positions automatically
- 3x** Intelligent installation management allows quick end position adjustments during installation
- HARD SOFT** Switchable stop behaviour
- Limit positions status indicator:** The drive indicates a missing end position by briefly interrupting operation
- Automatic shading solution length adjustment:** A lengthening of the curtain is automatically detected and corrected by the drive
- Switch on the motor head for changing the direction of rotation**

Technical data	Item no.	Torque (Nm)	Speed (min ⁻¹)	Limit switch range (revolutions)	Rated current (A)	Power consumption (W)	Connection cable (m)	RRP*** € / unit incl. VAT
R8-17-S12	2010 130 505 0	8	17	64	0,45	100	*	350,00
R12-17-S12	2010 130 506 0	12	17	64	0,5	110	*	361,00
R20-17-S12	2020 130 503 0	20	17	64	0,7	160	*	384,00
R30-17-S12	2030 130 503 0	30	17	64	0,9	210	*	407,00
R40-17-S12	2040 130 503 0	40	17	64	1,15	260	*	430,00
R50-11-S12	2050 130 505 0	50	11	64	1,05	240	*	453,00

Rated voltage: 230 V/AC/50Hz Duty cycle: S2 4 min Degree of protection: IP44

Dimension (mm)	l ¹	l ^{2**}	l ^{3**}	l ⁴	l ^{5**}	Ø c
R8-17-S12	472,6	489,6	506,6	17	17	45
R12-17-S12	472,6	489,6	506,6	17	17	45
R20-17-S12	502	519	536	17	17	45
R30-17-S12	530	547	564	17	17	45
R40-17-S12	540,3	557,3	574,3	17	17	45
R50-11-S12	540,3	557,3	574,3	17	17	45



* C-Plug connection cables are available in various versions and lengths and must be ordered separately (see table on page 63)
 ** Drive adapter width of R N DW78R+F M (4930 300 091 0) page 186, selection of a different drive adapter will change dimensions l₂, l₃ and l₅
 *** All prices include a 2 m connection cable and shaft adapter (driver and ring).

SMI-Sun protection drives with electronic limit switching

for barrels with 63 mm or larger diameter

L50-S12 ... L120-S12

Applicable for:

- Drop-Arm Awning
- Open/semi-open articulated-arm awning
- Articulated-arm cassette awning
- Markisolette / Window Awning
- Conservatory awning
- Pergola
- Horizontal screen
- Screen / Roller Blind
- Volants
- Insect Protection

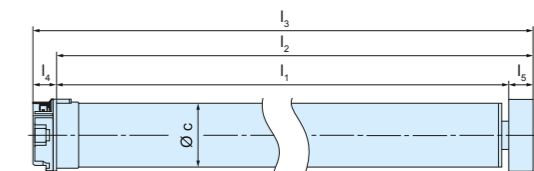


- Blockage detection with multiple testing**
- Fabric untensioning:** The drive protects the fabric by relieving tension in the upper stop end position – optionally activatable/deactivatable
- Fabric tensioning function:** The drive tightens the fabric by moving to a freely adjustable reversing position – optionally activatable/deactivatable
- Made in Germany** - for maximum reliability and durability
- Supports parallel connection**
- C-plug** Pluggable connection cable, available in various lengths
- Integrated SMI technology**
- Limit position adjustment:** Point (automatic detection or freely programmable), Upper limit position adjustment: point or stop
- Auto-install function:** The drive programs the end positions automatically
- 3x** Intelligent installation management allows quick end position adjustments during installation
- HARD SOFT** Switchable stop behaviour
- Limit positions status indicator:** The drive indicates a missing end position by briefly interrupting operation
- Automatic shading solution length adjustment:** A lengthening of the curtain is automatically detected and corrected by the drive
- Switch on the motor head for changing the direction of rotation**

Technical data	Item no.	Torque (Nm)	Speed (min ⁻¹)	Limit switch range (revolutions)	Rated current (A)	Power consumption (W)	Connection cable (m)	RRP*** € / unit incl. VAT
L50-17-S12	2050 130 509 0	50	17	64	1,4	315	*	499,00
L60-11-S12	2060 130 507 0	60	11	64	1,2	265	*	511,00
L70-17-S12	2070 130 505 0	70	17	64	1,9	430	*	545,00
L80-11-S12	2080 130 508 0	80	11	64	1,4	310	*	557,00
L120-11-S12	2120 130 505 0	120	11	64	1,9	435	*	637,00

Rated voltage: 230 V/AC/50Hz Duty cycle: S2 4 min Degree of protection: IP44

Dimension (mm)	l ¹	l ^{2**}	l ^{3**}	l ⁴	l ^{5**}	Ø c
L50-17-S12	558,3	588,3	608,3	20	30	58
L60-11-S12	533,8	563,8	583,8	20	30	58
L70-17-S12	588,9	618,9	638,9	20	30	58
L80-11-S12	553,3	583,3	603,3	20	30	58
L120-11-S12	588,9	618,9	638,9	20	30	58



* C-Plug connection cables are available in various versions and lengths and must be ordered separately (see table on page 63)
 ** Drive adapter width of L N DW78 Exzt. 1.5 M (4931 300 365 0) page 186, selection of a different drive adapter will change dimensions l₂, l₃ and l₅
 *** All prices include a 2 m connection cable and shaft adapter (driver and ring).

Sun protection drives for emergency manual operation with electronic limit switching

















for barrels with 50 mm or larger diameter

R20-E33 ... R40-E33

Applicable for:

- Open/semi-open articulated-arm awning

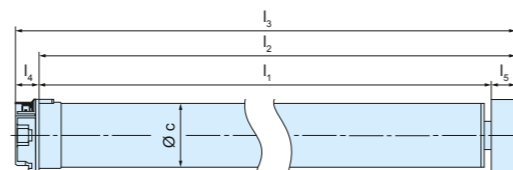
- Articulated-arm cassette awning

 Blockage detection with multiple testing	 Pluggable connection cable , available in various lengths	 Intelligent installation management allows quick end position adjustments during installation
 Fabric untensioning: The drive protects the fabric by relieving tension in the upper stop end position – optionally activatable/deactivatable	 Electronic limit switching	 Switchable stop behaviour
 Fabric tensioning function: The drive tightens the fabric by moving to a freely adjustable reversing position – optionally activatable/deactivatable	 After operation in an emergency , the drive finds its limit positions again independently	 Limit positions status indicator: The drive indicates a missing end position by briefly interrupting operation
 Higher closing force for cassette awnings	 Limit position adjustment: Automatic detection with existing upper stop and fixed point lower limit position programming	 Setting of limit positions via switch on the drive head without the need for a special programming unit
 Made in Germany - for maximum reliability and durability	 Auto-install function: The drive programs the end positions automatically	 Automatic shading solution length adjustment: A lengthening of the curtain is automatically detected and corrected by the drive
 Supports parallel connection		

Technical data	Item no.	Torque (Nm)	Speed (min ⁻¹)	Limit switch range (revolutions)	Rated current (A)	Power consumption (W)	Connection cable (m)	RRP*** € / unit, incl. VAT
R20-17-E33	2020 130 184 0	20	17	64	0,7	160	*	350,00
R30-17-E33	2030 130 187 0	30	17	64	0,9	210	*	373,00
R40-17-E33	2040 130 190 0	40	17	64	1,15	260	*	396,00

Rated voltage: 230 V/AC/50Hz **Duty cycle:** S2 4 min **Degree of protection:** IP44

Dimension (mm)	l ¹	l ^{2**}	l ^{3**}	l ⁴	l ^{5**}	Øc
R20-17-E33	502	519	536	17	17	45
R30-17-E33	530	547	564	17	17	45
R40-17-E33	540,3	557,3	574,3	17	17	45



* C-Plug connection cables are available in various versions and lengths and must be ordered separately (see table on page 62)
 ** Drive adapter width of R N DW78R+F M (4930 300 091 0) page 186, selection of a different drive adapter will change dimensions l₂, l₃ and l₅
 *** All prices include a 2 m connection cable and shaft adapter (driver and ring).
 Please note the required awning NHK accessory set (4007 200 070 0, page 221).













Sun protection drives for locking systems with electronic limit switching

for barrels with 50 mm or larger diameter

R8-E16 ... R40-E16

Applicable for:

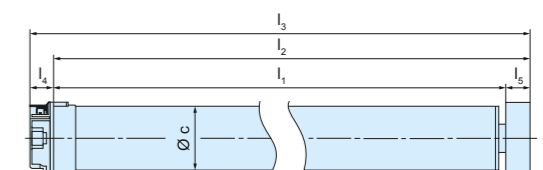
- Locking systems

 Blockage detection: Shuts off in case of obstacles (e.g., freezing) and torque increase	 Supports parallel connection	 Limit position adjustment: Automatic detection with existing upper stop and fixed point lower limit position programming
 Fabric untensioning: The drive protects the fabric by relieving tension in the upper stop end position – optionally activatable/deactivatable	 Pluggable connection cable , available in various lengths	 Intelligent installation management allows quick end position adjustments during installation
 Fabric tensioning function: The drive tightens the fabric by moving to a freely adjustable reversing position – optionally activatable/deactivatable	 Electronic limit switching	 Limit positions status indicator: The drive indicates a missing end position by briefly interrupting operation
 Made in Germany - for maximum reliability and durability	 For locking systems: The drive locks and unlocks automatically in the lower limit position	 Automatic shading solution length adjustment: A lengthening of the curtain is automatically detected and corrected by the drive

Technical data	Item no.	Torque (Nm)	Speed (min ⁻¹)	Limit switch range (revolutions)	Rated current (A)	Power consumption (W)	Connection cable (m)	RRP*** € / unit, incl. VAT
R8-17-E16	2010 130 177 0	8	17	64	0,45	100	*	315,00
R12-17-E16	2010 130 178 0	12	17	64	0,5	110	*	327,00
R20-17-E16	2020 130 157 0	20	17	64	0,7	160	*	350,00
R30-17-E16	2030 130 162 0	30	17	64	0,9	210	*	373,00
R40-17-E16	2040 130 168 0	40	17	64	1,15	260	*	396,00

Rated voltage: 230 V/AC/50Hz **Duty cycle:** S2 4 min **Degree of protection:** IP44

Dimension (mm)	l ¹	l ^{2**}	l ^{3**}	l ⁴	l ^{5**}	Øc
R8-17-E16	472,6	489,6	506,6	17	17	45
R12-17-E16	472,6	489,6	506,6	17	17	45
R20-17-E16	502	519	536	17	17	45
R30-17-E16	530	547	564	17	17	45
R40-17-E16	540,3	557,3	574,3	17	17	45



* C-Plug connection cables are available in various versions and lengths and must be ordered separately (see table on page 62)
 ** Drive adapter width of R N DW78R+F M (4930 300 091 0) page 186, selection of a different drive adapter will change dimensions l₂, l₃ and l₅
 *** All prices include a 2 m connection cable and shaft adapter (driver and ring).













Sun protection drives for locking systems with electronic limit switching

for barrels with 63 mm or larger diameter

L50-E16 ... L120-E16

Applicable for:

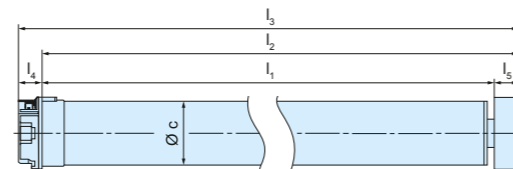
- Locking systems

 Blockage detection: Shuts off in case of obstacles (e.g., freezing) and torque increase	 Supports parallel connection	 Limit position adjustment: Automatic detection with existing upper stop and fixed point lower limit position programming
 Fabric untensioning: The drive protects the fabric by relieving tension in the upper stop end position – optionally activatable/deactivatable	 Pluggable connection cable, available in various lengths	 Intelligent installation management allows quick end position adjustments during installation
 Fabric tensioning function: The drive tightens the fabric by moving to a freely adjustable reversing position – optionally activatable/deactivatable	 Electronic limit switching	 Limit positions status indicator: The drive indicates a missing end position by briefly interrupting operation
 Made in Germany - for maximum reliability and durability	 For locking systems: The drive locks and unlocks automatically in the lower limit position	 Automatic shading solution length adjustment: A lengthening of the curtain is automatically detected and corrected by the drive

Technical data	Item no.	Torque (Nm)	Speed (min ⁻¹)	Limit switch range (revolutions)	Rated current (A)	Power consumption (W)	Connection cable (m)	RRP*** € / unit, incl. VAT
L50-17-E16	2050 130 219 0	50	17	64	1,4	315	*	465,00
L70-17-E16	2070 130 138 0	70	17	64	1,9	430	*	510,00
L80-11-E16	2080 130 192 0	80	11	64	1,4	310	*	522,00
L100-11-E16	2100 130 107 0	100	11	64	1,7	396	*	562,00
L120-11-E16	2120 130 144 0	120	11	64	1,9	435	*	603,00

Rated voltage: 230 V/AC/50Hz Duty cycle: S2 4 min Degree of protection: IP44

Dimension (mm)	l ¹	l ^{2**}	l ^{3**}	l ⁴	l ^{5**}	Ø c
L50-17-E16	558,3	588,3	608,3	20	30	58
L70-17-E16	588,9	618,9	638,9	20	30	58
L80-11-E16	553,3	583,3	603,3	20	30	58
L100-11-E16	588,9	618,9	638,9	20	30	58
L120-11-E16	588,9	618,9	638,9	20	30	58



* C-Plug connection cables are available in various versions and lengths and must be ordered separately (see table on page 62)
 ** Drive adapter width of L N DW78 Exzt. 1,5 M (4931 300 365 0) page 186, selection of a different drive adapter will change dimensions l₂, l₃ and l₅
 *** All prices include a 2 m connection cable and shaft adapter (driver and ring).














Sun protection drives "ZIP" with electronic limit switching

for barrels with 38 mm or larger diameter

P5-E18 ... P9-E18

Applicable for:

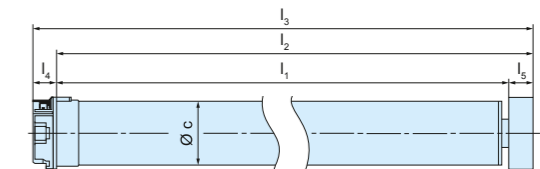
- Zip screen

 Blockage detection with multiple testing	 Pluggable connection cable, available in various lengths	 Limit positions status indicator: The drive indicates a missing end position by briefly interrupting operation
 Sensitive obstacle detection with multiple testing	 Electronic limit switching	 Setting of limit positions via switch on the drive head without the need for a special programming unit
 Fabric untensioning: The drive protects the fabric by relieving tension in the upper stop end position – optionally activatable/deactivatable	 Limit position adjustment: Point (automatic detection or freely programmable), Upper limit position adjustment: point or stop	 Automatic shading solution length adjustment: A lengthening of the curtain is automatically detected and corrected by the drive
 Made in Germany - for maximum reliability and durability	 Auto-install function: The drive programs the end positions automatically	
 Supports parallel connection	 Intelligent installation management allows quick end position adjustments during installation	

Technical data	Item no.	Torque (Nm)	Speed (min ⁻¹)	Limit switch range (revolutions)	Rated current (A)	Power consumption (W)	Connection cable (m)	RRP*** € / unit, incl. VAT
P5-16-E18	2009 130 113 0	5	16	64	0,35	80	*	344,00
P5-20-E18	2009 130 106 0	5	20	64	0,45	110	*	350,00
P5-30-E18	2009 130 107 0	5	30	64	0,45	110	*	367,00
P9-16-E18	2009 130 108 0	9	16	64	0,45	110	*	355,00

Rated voltage: 230 V/AC/50Hz Duty cycle: S2 4 min Degree of protection: IP44

Dimension (mm)	l ¹	l ^{2**}	l ^{3**}	l ⁴	l ^{5**}	Ø c
P5-16-E18	404	444	457	13	40	35
P5-20-E18	453	493	506	13	40	35
P5-30-E18	453	493	506	13	40	35
P9-16-E18	453	493	506	13	40	35



* C-Plug connection cables are available in various versions and lengths and must be ordered separately (see table on page 62)
 ** Drive adapter width of P RO 40x1,3/40x1,5 K (4930 200 246 0) page 192, selection of a different drive adapter will change dimensions l₂, l₃ and l₅
 *** All prices include a 2 m connection cable and shaft adapter (driver and ring).

Sun protection drives "ZIP" with electronic limit switching

for barrels with 50 mm or larger diameter

R8-E18 ... R40-E18

Applicable for:

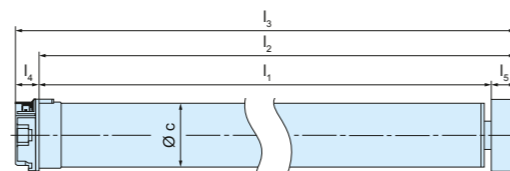
- Zip screen

	Blockage detection with multiple testing		Pluggable connection cable, available in various lengths		Limit positions status indicator: The drive indicates a missing end position by briefly interrupting operation
	Sensitive obstacle detection with multiple testing		Electronic limit switching		Setting of limit positions via switch on the drive head without the need for a special programming unit
	Fabric untensioning: The drive protects the fabric by relieving tension in the upper stop end position – optionally activatable/deactivatable		Limit position adjustment: Point (automatic detection or freely programmable), Upper limit position adjustment: point or stop		Automatic shading solution length adjustment: A lengthening of the curtain is automatically detected and corrected by the drive
	Made in Germany - for maximum reliability and durability		Auto-install function: The drive programs the end positions automatically		Supports parallel connection
	Intelligent installation management allows quick end position adjustments during installation		3x		

Technical data	Item no.	Torque (Nm)	Speed (min ⁻¹)	Limit switch range (revolutions)	Rated current (A)	Power consumption (W)	Connection cable (m)	RRP*** € / unit, incl. VAT
R8-17-E18	2010 130 159 0	8	17	64	0,45	100	*	332,00
R12-17-E18	2010 130 160 0	12	17	64	0,5	110	*	344,00
R20-17-E18	2020 130 145 0	20	17	64	0,7	160	*	367,00
R30-17-E18	2030 130 150 0	30	17	64	0,9	210	*	390,00
R40-17-E18	2040 130 157 0	40	17	64	1,15	260	*	413,00

Rated voltage: 230 V/AC/50Hz Duty cycle: S2 4 min Degree of protection: IP44

Dimension (mm)	l ¹	l ^{2**}	l ^{3**}	l ⁴	l ^{5**}	Ø c
R8-17-E18	472,6	512,6	529,6	17	40	45
R12-17-E18	472,6	512,6	529,6	17	40	45
R20-17-E18	502	542	559	17	40	45
R30-17-E18	530	570	587	17	40	45
R40-17-E18	540,3	580,3	597,3	17	40	45



* C-Plug connection cables are available in various versions and lengths and must be ordered separately (see table on page 62)
 ** Drive adapter width of R NO DW78R+F K (4930 200 274 0) page 194, selection of a different drive adapter will change dimensions l₂, l₃ and l₅
 *** All prices include a 2 m connection cable and shaft adapter (driver and ring).

SMI-Sun protection drives "ZIP" with electronic limit switching

for barrels with 38 mm or larger diameter

P5-S18 ... P9-S18

Applicable for:

- Zip screen

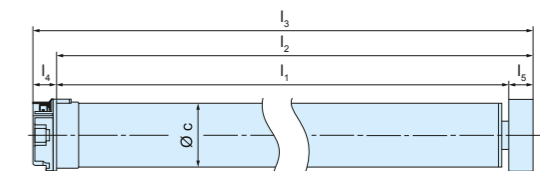


	Blockage detection with multiple testing		Pluggable connection cable, available in various lengths		Limit positions status indicator: The drive indicates a missing end position by briefly interrupting operation
	Sensitive obstacle detection with multiple testing		Integrated SMI technology		Automatic shading solution length adjustment: A lengthening of the curtain is automatically detected and corrected by the drive
	Fabric untensioning: The drive protects the fabric by relieving tension in the upper stop end position – optionally activatable/deactivatable		Limit position adjustment: Point (automatic detection or freely programmable), Upper limit position adjustment: point or stop		Switch on the motor head for changing the direction of rotation
	Made in Germany - for maximum reliability and durability		Auto-install function: The drive programs the end positions automatically		
	Supports parallel connection		3x		Intelligent installation management allows quick end position adjustments during installation

Technical data	Item no.	Torque (Nm)	Speed (min ⁻¹)	Limit switch range (revolutions)	Rated current (A)	Power consumption (W)	Connection cable (m)	RRP*** € / unit, incl. VAT
P5-16-S18	2009 130 512 0	5	16	64	0,35	80	*	419,00
P5-20-S18	2009 130 509 0	5	20	64	0,45	110	*	424,00
P5-30-S18	2009 130 510 0	5	30	64	0,45	110	*	442,00
P9-16-S18	2009 130 511 0	9	16	64	0,45	110	*	430,00

Rated voltage: 230 V/AC/50Hz Duty cycle: S2 4 min Degree of protection: IP44

Dimension (mm)	l ¹	l ^{2**}	l ^{3**}	l ⁴	l ^{5**}	Ø c
P5-16-S18	423	463	476	13	40	35
P5-20-S18	453	493	506	13	40	35
P5-30-S18	453	493	506	13	40	35
P9-16-S18	453	493	506	13	40	35



* C-Plug connection cables are available in various versions and lengths and must be ordered separately (see table on page 63)
 ** Drive adapter width of P RO 40x1,3/40x1,5 K (4930 200 246 0) page 192, selection of a different drive adapter will change dimensions l₂, l₃ and l₅
 *** All prices include a 2 m connection cable and shaft adapter (driver and ring).

SMI-Sun protection drives "ZIP" with electronic limit switching

for barrels with 50 mm or larger diameter

R8-S18 ... R40-S18

Applicable for:

- Zip screen

	Blockage detection with multiple testing		Pluggable connection cable , available in various lengths
	Sensitive obstacle detection with multiple testing		Integrated SMI technology
	Fabric untensioning: The drive protects the fabric by relieving tension in the upper stop end position – optionally activatable/deactivatable		Limit position adjustment: Point (automatic detection or freely programmable), Upper limit position adjustment: point or stop
	Made in Germany - for maximum reliability and durability		Auto-install function: The drive programs the end positions automatically
	Supports parallel connection		Intelligent installation management allows quick end position adjustments during installation



Sun protection drives for sun shade sails with electronic limit switching

for barrels with 63 mm or larger diameter

L70-E23 ... L100-E23

Applicable for:

- Shade sail

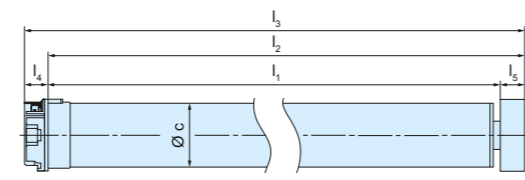
	Blockage detection: Shuts off in case of obstacles (e.g., freezing) and torque increase		Supports parallel connection		Limit position adjustment: Automatic detection when fixed point end-positions at top/bottom are present
	Fabric tensioning function: The drive tightens the fabric by moving to a freely adjustable reversing position – optionally activatable/deactivatable		Pluggable connection cable , available in various lengths		Limit positions status indicator: The drive indicates a missing end position by briefly interrupting operation
	Made in Germany - for maximum reliability and durability		Electronic limit switching		Setting of limit positions via switch on the drive head without the need for a special programming unit



Technical data	Item no.	Torque (Nm)	Speed (min ⁻¹)	Limit switch range (revolutions)	Rated current (A)	Power consumption (W)	Connection cable (m)	RRP*** € / unit, incl. VAT
R8-17-S18	2010 130 507 0	8	17	64	0,45	100	*	407,00
R12-17-S18	2010 130 508 0	12	17	64	0,5	110	*	419,00
R20-17-S18	2020 130 504 0	20	17	64	0,7	160	*	442,00
R30-17-S18	2030 130 504 0	30	17	64	0,9	210	*	465,00
R40-17-S18	2040 130 504 0	40	17	64	1,15	260	*	488,00

Rated voltage: 230 V/AC/50Hz Duty cycle: S2 4 min Degree of protection: IP44

Dimension (mm)	l ¹	l ^{2**}	l ^{3**}	l ⁴	l ^{5**}	Ø c
R8-17-S18	472,6	512,6	529,6	17	40	45
R12-17-S18	472,6	512,6	529,6	17	40	45
R20-17-S18	502	542	559	17	40	45
R30-17-S18	530	570	587	17	40	45
R40-17-S18	540,3	580,3	597,3	17	40	45

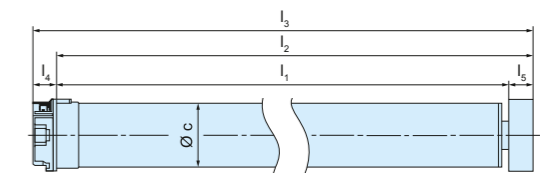


* C-Plug connection cables are available in various versions and lengths and must be ordered separately (see table on page 63)
 ** Drive adapter width of R NO DW78R+F K (4930 200 274 0) page 194, selection of a different drive adapter will change dimensions l₂, l₃ and l₅
 *** All prices include a 2 m connection cable and shaft adapter (driver and ring).

Technical data	Item no.	Torque (Nm)	Speed (min ⁻¹)	Limit switch range (revolutions)	Rated current (A)	Power consumption (W)	Connection cable (m)	RRP*** € / unit, incl. VAT
L70-17-E23	2070 130 142 0	70	17	64	1,9	430	*	577,00
L80-11-E23	2080 130 193 0	80	11	64	1,1	246	*	592,00
L100-11-E23	2100 193 101 0	100	11	64	1,4	330	*	607,00

Rated voltage: 230 V/AC/50Hz Duty cycle: S2 4 min Degree of protection: IP44

Dimension (mm)	l ¹	l ^{2**}	l ^{3**}	l ⁴	l ^{5**}	Ø c
L70-17-E23	588,9	618,9	638,9	20	30	58
L80-11-E23	588,9	618,9	638,9	20	30	58
L100-11-E23	588,9	618,9	638,9	20	30	58



* C-Plug connection cables are available in various versions and lengths and must be ordered separately (see table on page 62)
 ** Drive adapter width of L N DW78 Exzt. 1.5 M (4931 300 365 0) page 186, selection of a different drive adapter will change dimensions l₂, l₃ and l₅
 *** All prices include a 2 m connection cable and shaft adapter (driver and ring).

Roller shutter drives with bidirectional radio receiver of the Evolution series

for barrels with 50 mm or larger diameter

R8-EVO 20 R PLUS BT ... R20-EVO 20 R PLUS BT

Applicable for:

- Roller shutter
- Screen / Roller Blind
- Insect Protection
- Projection Screen



EVO Evolution technology allows the selection of various operating profiles: Standard, Dynamic, and Whisper Mode	Fly screen protection function: Detects an open insect protection door and prevents damage to the system	Local operation with a standard single button
Blockage detection: Shuts off in case of obstacles (e.g., freezing) and torque increase	Memory function: Integrated timer can be activated via MemoControl transmitter	Limit position adjustment: Automatic detection when stop or fixed point end-positions are present
Sensitive obstacle detection in down direction for optimum protection of the application and the obstacle	The mesh technology allows individual drives to connect together automatically to form a very efficient network	Intelligent installation management allows quick end position adjustments during installation
Dynamic torque adjustment: The drive automatically and continuously adjusts the required torque to the application	Compatible with sun/wind/rain sensors for maximum convenience	Limit positions status indicator: The drive indicates a missing end position by briefly interrupting operation
Enables programming of 2 freely selectable intermediate positions	Wireless software update	Automatic detection of the limit positions when flexible suspension springs or rigid shaft connectors are used
Particularly smooth-running motor technology which is gentle on the system	Supports parallel connection	Integrated Bluetooth® interface enables configuration via smartphone app
Upper anti-freeze mechanism: The drive stops shortly before reaching the upper stop end position; this position is cyclically monitored and corrected	C-plug Pluggable connection cable, available in various lengths	Automatic shading solution length adjustment: A lengthening of the curtain is automatically detected and corrected by the drive
Automatic increase of the pressing force with anti-lifting devices	Integrated CentronicPlus radio transceiver: the drive reports back its position, any blockage and other status information	Convenient threshold adjustment via the hand-held transmitter or central control units
Soft upper stop: The application is optimally protected by gentle stopping	Individual, group and central control possible (also by radio)	Switch on the motor head to change the direction of rotation and to activate and deactivate programming mode

Technical data	Item no.	Torque (Nm)	Speed (min ⁻¹)	Limit switch range (revolutions)	Rated current (A)	Power consumption (W)	Connection cable (m)	RRP*** € / unit, incl. VAT
R8-17-EVO 20 R PLUS BT	1010 120 007 0	8	17	64	0,26	40	*	375,00
R12-17-EVO 20 R PLUS BT	1010 120 008 0	12	17	64	0,35	50	*	386,00
R20-17-EVO 20 R PLUS BT	1020 120 006 0	20	17	64	0,55	90	*	409,00

Rated voltage: 230 V/AC /50Hz Duty cycle: S2 4 min Degree of protection: IP44

Dimension (mm)	l ¹	l ^{2**}	l ^{3**}	l ⁴	l ^{5**}	Ø c
R8-17-EVO 20 R PLUS BT	487	527	544	17	40	45
R12-17-EVO 20 R PLUS BT	487	527	544	17	40	45
R20-17-EVO 20 R PLUS BT	487	527	544	17	40	45

* C-Plug connection cables are available in various versions and lengths and must be ordered separately (see table on page 62)
 ** Drive adapter width of R AO S60 K (4930 200 222 0) page 192, selection of a different drive adapter will change dimensions l₂, l₃ and l₅
 *** All prices include a 2 m connection cable and shaft adapter (driver and ring).

Roller shutter drives with integrated bidirectional radio receiver

for barrels with 38 mm or larger diameter

P5-C01 PLUS ... P9-C01 PLUS

Applicable for:

- Roller shutter
- Insect Protection
- Projection Screen



Blockage detection: Shuts off in case of obstacles (e.g., freezing) and torque increase	The mesh technology allows individual drives to connect together automatically to form a very efficient network	Local operation with a standard single button
Sensitive obstacle detection in down direction for optimum protection of the application and the obstacle	Compatible with sun/wind/rain sensors for maximum convenience	Limit position adjustment: Automatic detection when stop or fixed point end-positions are present
Dynamic torque adjustment: The drive automatically and continuously adjusts the required torque to the application	Wireless software update	Intelligent installation management allows quick end position adjustments during installation
Enables programming of 2 freely selectable intermediate positions	Made in Germany - for maximum reliability and durability	Limit positions status indicator: The drive indicates a missing end position by briefly interrupting operation
Upper anti-freeze mechanism: The drive stops shortly before reaching the upper stop end position; this position is cyclically monitored and corrected	Supports parallel connection	Automatic detection of the limit positions when flexible suspension springs or rigid shaft connectors are used
Automatic increase of the pressing force with anti-lifting devices	C-plug Pluggable connection cable, available in various lengths	Automatic shading solution length adjustment: A lengthening of the curtain is automatically detected and corrected by the drive
Soft upper stop: The application is optimally protected by gentle stopping	Integrated CentronicPlus radio transceiver: the drive reports back its position, any blockage and other status information	Convenient threshold adjustment via the hand-held transmitter or central control units
Fly screen protection function: Detects an open insect protection door and prevents damage to the system	Centronic radio receiver integrated: compatible with Centronic range of control units	Switch on the motor head to change the direction of rotation and to activate and deactivate programming mode
Memory function: Integrated timer can be activated via MemoControl transmitter	Individual, group and central control possible (also by radio)	

Technical data	Item no. with bracket	Item no. without bracket	Torque (Nm)	Speed (min ⁻¹)	Limit switch range (revolutions)	Rated current (A)	Power consumption (W)	Connection cable (m)	RRP*** € / unit, incl. VAT
P5-16-C01 PLUS	2009 120 116 0	2009 120 117 0	5	16	64	0,35	80	*	361,00
P9-16-C01 PLUS	2009 120 118 0	2009 120 119 0	9	16	64	0,45	110	*	373,00

Rated voltage: 230 V/AC /50Hz Duty cycle: S2 4 min Degree of protection: IP44

Dimension (mm)	l ¹	l ^{2**}	l ^{3**}	l ⁴	l ^{5**}	Ø c
P5-16-C01 PLUS	423	463	476	13	40	35
P9-16-C01 PLUS	453	493	506	13	40	35

* C-Plug connection cables are available in various versions and lengths and must be ordered separately (see table on page 62)
 ** Drive adapter width of P AO S40 Exzt. 1 K (4930 200 250 0) page 192, selection of a different drive adapter will change dimensions l₂, l₃ and l₅
 *** All prices include a 2 m connection cable and shaft adapter (driver and ring).


Roller shutter drives with integrated bidirectional radio receiver

for barrels with 50 mm or larger diameter


R8-C01 PLUS ... R40-C01 PLUS

Applicable for:


- Roller shutter
- Insect Protection
- Projection Screen




Blockage detection: Shuts off in case of obstacles (e.g., freezing) and torque increase




Sensitive obstacle detection in down direction for optimum protection of the application and the obstacle




Dynamic torque adjustment: The drive automatically and continuously adjusts the required torque to the application




Enables programming of 2 freely selectable intermediate positions




Upper anti-freeze mechanism: The drive stops shortly before reaching the upper stop end position; this position is cyclically monitored and corrected




Automatic increase of the pressing force with anti-lifting devices




Soft upper stop: The application is optimally protected by gentle stopping




Fly screen protection function: Detects an open insect protection door and prevents damage to the system




Memory function: Integrated timer can be activated via MemoControl transmitter




The mesh technology allows individual drives to connect together automatically to form a very efficient network




Compatible with sun/wind/rain sensors for maximum convenience




Wireless software update




Made in Germany - for maximum reliability and durability




Supports parallel connection




Pluggable connection cable, available in various lengths



Integrated CentronicPlus radio transceiver: the drive reports back its position, any blockage and other status information




Centronic radio receiver integrated: compatible with Centronic range of control units




Individual, group and central control possible (also by radio)







Local operation with a standard single button




Limit position adjustment: Automatic detection when stop or fixed point end-positions are present




Intelligent installation management allows quick end position adjustments during installation




Limit positions status indicator: The drive indicates a missing end position by briefly interrupting operation




Automatic detection of the limit positions when flexible suspension springs or rigid shaft connectors are used



Automatic shading solution length adjustment: A lengthening of the curtain is automatically detected and corrected by the drive



Convenient threshold adjustment via the hand-held transmitter or central control units

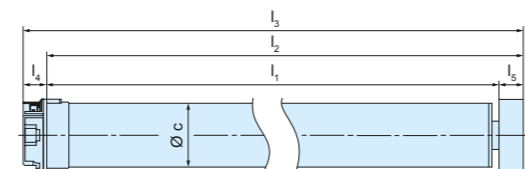


Switch on the motor head to change the direction of rotation and to activate and deactivate programming mode

Technical data	Item no.	Torque (Nm)	Speed (min ⁻¹)	Limit switch range (revolutions)	Rated current (A)	Power consumption (W)	Connection cable (m)	RRP*** € / unit, incl. VAT
R8-17-C01 PLUS	2010 120 158 0	8	17	64	0,45	100	*	350,00
R12-17-C01 PLUS	2010 120 159 0	12	17	64	0,5	110	*	361,00
R20-17-C01 PLUS	2020 120 128 0	20	17	64	0,7	160	*	384,00
R30-17-C01 PLUS	2030 120 128 0	30	17	64	0,9	210	*	407,00
R40-17-C01 PLUS	2040 120 117 0	40	17	64	1,15	260	*	430,00

Rated voltage: 230 V/AC/50Hz Duty cycle: S2 4 min Degree of protection: IP44

Dimension (mm)	l ¹	l ^{2**}	l ^{3**}	l ⁴	l ^{5**}	Ø c
R8-17-C01 PLUS	472,6	512,6	529,6	17	40	45
R12-17-C01 PLUS	472,6	512,6	529,6	17	40	45
R20-17-C01 PLUS	502	542	559	17	40	45
R30-17-C01 PLUS	526,1	566,1	583,1	17	40	45
R40-17-C01 PLUS	540,3	580,3	597,3	17	40	45



* C-Plug connection cables are available in various versions and lengths and must be ordered separately (see table on page 62)
 ** Drive adapter width of R AO S60 K (4930 200 222 0) page 192, selection of a different drive adapter will change dimensions l₂, l₃ and l₅
 *** All prices include a 2 m connection cable and shaft adapter (driver and ring).


Roller shutter drives with integrated radio receiver DECT

for barrels with 50 mm or larger diameter


R8-D01 ... R40-D01

Applicable for:


- Roller shutter




Blockage detection: Shuts off in case of obstacles (e.g., freezing) and torque increase




Sensitive obstacle detection in down direction for optimum protection of the application and the obstacle




Dynamic torque adjustment: The drive automatically and continuously adjusts the required torque to the application




Enables programming of 2 freely selectable intermediate positions




Upper anti-freeze mechanism: The drive stops shortly before reaching the upper stop end position; this position is cyclically monitored and corrected




Automatic increase of the pressing force with anti-lifting devices




Soft upper stop: The application is optimally protected by gentle stopping




Fly screen protection function: Detects an open insect protection door and prevents damage to the system




One-button-learn-in: easy learning through button press




Wireless software update




Made in Germany - for maximum reliability and durability




Supports parallel connection




Pluggable connection cable, available in various lengths




Integrated DECT radio transceiver: Bidirectional, 1880-1900 MHz (DECT ULE HAN FUN Standard), the drive reports its position, any blockage, and other status information



Suitable for integration into DECT base stations e.g. FRITZ!Box




Individual, group and central control possible (also by radio)




Local operation with a standard single button







Limit position adjustment: Automatic detection when stop or fixed point end-positions are present




Intelligent installation management allows quick end position adjustments during installation




Direction of rotation easy to reverse




Setting of limit positions and deletion possible via conventional control element




Limit positions status indicator: The drive indicates a missing end position by briefly interrupting operation



Automatic detection of the limit positions when flexible suspension springs or rigid shaft connectors are used



Automatic shading solution length adjustment: A lengthening of the curtain is automatically detected and corrected by the drive

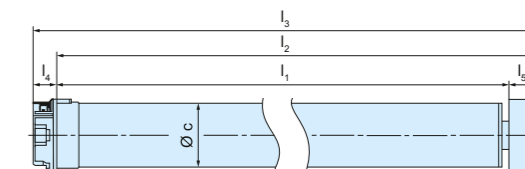


Switch on the motor head to change the direction of rotation and to activate and deactivate programming mode

Technical data	Item no.	Torque (Nm)	Speed (min ⁻¹)	Limit switch range (revolutions)	Rated current (A)	Power consumption (W)	Connection cable (m)	RRP*** € / unit, incl. VAT
R8-17-D01	2010 520 005 0	8	17	64	0,45	100	*	298,00
R12-17-D01	2010 520 006 0	12	17	64	0,5	110	*	309,00
R20-17-D01	2020 520 003 0	20	17	64	0,7	160	*	332,00
R30-17-D01	2030 520 003 0	30	17	64	0,9	210	*	355,00
R40-17-D01	2040 520 003 0	40	17	64	1,15	260	*	378,00

Rated voltage: 230 V/AC/50Hz Duty cycle: S2 4 min Degree of protection: IP44

Dimension (mm)	l ¹	l ^{2**}	l ^{3**}	l ⁴	l ^{5**}	Ø c
R8-17-D01	471	511	528	17	40	45
R12-17-D01	472,6	512,6	529,6	17	40	45
R20-17-D01	502	542	559	17	40	45
R30-17-D01	526,1	566,1	583,1	17	40	45
R40-17-D01	540,3	580,3	597,3	17	40	45



* C-Plug connection cables are available in various versions and lengths and must be ordered separately (see table on page 62)
 ** Drive adapter width of R AO S60 K (4930 200 222 0) page 192, selection of a different drive adapter will change dimensions l₂, l₃ and l₅
 *** All prices include a 2 m connection cable and shaft adapter (driver and ring).

Sun protection drives with integrated bidirectional radio receiver

for barrels with 38 mm or larger diameter

P5-C12 PLUS ... P9-C12 PLUS

Applicable for:

- Drop-Arm Awning
- Open/semi-open articulated-arm awning
- Articulated-arm cassette awning
- Markisolette / Window Awning
- Conservatory awning
- Pergola

Blockage detection with multiple testing

Wireless software update

Enables programming of 2 freely selectable intermediate positions

Made in Germany - for maximum reliability and durability

Memory function: Integrated timer can be activated via MemoControl transmitter

Supports parallel connection

Fabric untensioning: The drive protects the fabric by relieving tension in the upper stop end position – optionally activatable/deactivatable

Pluggable connection cable, available in various lengths

Fabric tensioning function: The drive tightens the fabric by moving to a freely adjustable reversing position – optionally activatable/deactivatable

Integrated CentronicPlus radio transceiver: the drive reports back its position, any blockage and other status information

Switchable stop behaviour

Limit positions status indicator: The drive indicates a missing end position by briefly interrupting operation

Automatic shading solution length adjustment: A lengthening of the curtain is automatically detected and corrected by the drive

Higher closing force for cassette awnings

Centronic radio receiver integrated: compatible with Centronic range of control units

The mesh technology allows individual drives to connect together automatically to form a very efficient network

Individual, group and central control possible (also by radio)

Convenient threshold adjustment via the hand-held transmitter or central control units

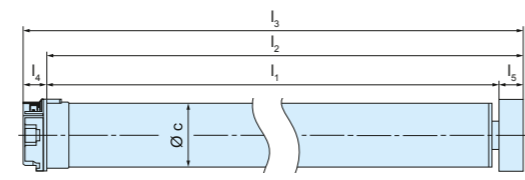
Compatible with sun/wind/rain sensors for maximum convenience

Local operation with a standard single button

Technical data	Item no.	Torque (Nm)	Speed (min ⁻¹)	Limit switch range (revolutions)	Rated current (A)	Power consumption (W)	Connection cable (m)	RPP*** € / unit, incl. VAT
P5-20-C12 PLUS	2009 130 137 0	5	20	64	0,45	110	*	378,00
P5-30-C12 PLUS	2009 130 138 0	5	30	64	0,45	110	*	396,00
P9-16-C12 PLUS	2040 120 119 0	9	16	64	0,45	110	*	384,00

Rated voltage: 230 V/AC/50Hz Duty cycle: S2 4 min Degree of protection: IP44

Dimension (mm)	l ¹	l ^{2**}	l ^{3***}	l ⁴	l ^{5**}	Ø c
P5-20-C12 PLUS	453	470	482	12	17	35
P5-30-C12 PLUS	453	470	482	12	17	35
P9-16-C12 PLUS	453	470	482	12	17	35



* C-Plug connection cables are available in various versions and lengths and must be ordered separately (see table on page 62)
 ** Drive adapter width of P R 40x1/42x2 K (4930 300 086 0) page 188, selection of a different drive adapter will change dimensions l₂, l₃ and l₅
 *** All prices include a 2 m connection cable and shaft adapter (driver and ring).

Sun protection drives with integrated bidirectional radio receiver

for barrels with 50 mm or larger diameter

R8-C12 PLUS ... R50-C12 PLUS

Applicable for:

- Drop-Arm Awning
- Open/semi-open articulated-arm awning
- Articulated-arm cassette awning
- Markisolette / Window Awning
- Conservatory awning
- Pergola

Blockage detection with multiple testing

Wireless software update

Limit position adjustment: Point (automatic detection or freely programmable), Upper limit position adjustment: point or stop

Enables programming of 2 freely selectable intermediate positions

Made in Germany - for maximum reliability and durability

Auto-install function: The drive programs the end positions automatically

Memory function: Integrated timer can be activated via MemoControl transmitter

Supports parallel connection

Intelligent installation management allows quick end position adjustments during installation

Fabric untensioning: The drive protects the fabric by relieving tension in the upper stop end position – optionally activatable/deactivatable

Pluggable connection cable, available in various lengths

Switchable stop behaviour

Fabric tensioning function: The drive tightens the fabric by moving to a freely adjustable reversing position – optionally activatable/deactivatable

Integrated CentronicPlus radio transceiver: the drive reports back its position, any blockage and other status information

Limit positions status indicator: The drive indicates a missing end position by briefly interrupting operation

Automatic shading solution length adjustment: A lengthening of the curtain is automatically detected and corrected by the drive

Higher closing force for cassette awnings

Centronic radio receiver integrated: compatible with Centronic range of control units

The mesh technology allows individual drives to connect together automatically to form a very efficient network

Individual, group and central control possible (also by radio)

Convenient threshold adjustment via the hand-held transmitter or central control units

Compatible with sun/wind/rain sensors for maximum convenience

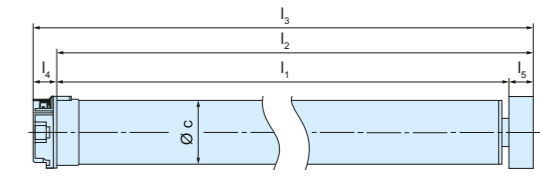
Local operation with a standard single button

Switch on the motor head to change the direction of rotation and to activate and deactivate programming mode

Technical data	Item no.	Torque (Nm)	Speed (min ⁻¹)	Limit switch range (revolutions)	Rated current (A)	Power consumption (W)	Connection cable (m)	RPP*** € / unit, incl. VAT
R8-17-C12 PLUS	2010 130 193 0	8	17	64	0,45	100	*	361,00
R12-17-C12 PLUS	2010 130 194 0	12	17	64	0,5	110	*	373,00
R20-17-C12 PLUS	2020 130 165 0	20	17	64	0,7	160	*	396,00
R30-17-C12 PLUS	2030 130 170 0	30	17	64	0,9	210	*	419,00
R40-17-C12 PLUS	2040 130 177 0	40	17	64	1,15	260	*	442,00
R50-11-C12 PLUS	2050 130 192 0	50	11	64	1,05	240	*	465,00

Rated voltage: 230 V/AC/50Hz Duty cycle: S2 4 min Degree of protection: IP44

Dimension (mm)	l ¹	l ^{2**}	l ^{3**}	l ⁴	l ^{5**}	Ø c
R8-17-C12 PLUS	472,6	489,6	506,6	17	17	45
R12-17-C12 PLUS	472,6	489,6	506,6	17	17	45
R20-17-C12 PLUS	502	519	536	17	17	45
R30-17-C12 PLUS	530	547	564	17	17	45
R40-17-C12 PLUS	540,3	557,3	574,3	17	17	45
R50-11-C12 PLUS	540,3	557,3	574,3	17	17	45



* C-Plug connection cables are available in various versions and lengths and must be ordered separately (see table on page 62)
 ** Drive adapter width of R N DW78R+F M (4930 300 091 0) page 186, selection of a different drive adapter will change dimensions l₂, l₃ and l₅
 *** All prices include a 2 m connection cable and shaft adapter (driver and ring).

Sun protection drives with integrated bidirectional radio receiver

for barrels with 63 mm or larger diameter

L50-C12 PLUS ... L120-C12 PLUS

Applicable for:

- Drop-Arm Awning
- Open/semi-open articulated-arm awning
- Articulated-arm cassette awning
- Markisolette / Window Awning
- Conservatory awning
- Pergola

Blockage detection with multiple testing	Wireless software update
Enables programming of 2 freely selectable intermediate positions	Made in Germany - for maximum reliability and durability
Memory function: Integrated timer can be activated via MemoControl transmitter	Supports parallel connection
Fabric untensioning: The drive protects the fabric by relieving tension in the upper stop end position – optionally activatable/deactivatable	Pluggable connection cable, available in various lengths
Fabric tensioning function: The drive tightens the fabric by moving to a freely adjustable reversing position – optionally activatable/deactivatable	Integrated CentronicPlus radio transceiver: the drive reports back its position, any blockage and other status information
Higher closing force for cassette awnings	Centronic radio receiver integrated: compatible with Centronic range of control units
The mesh technology allows individual drives to connect together automatically to form a very efficient network	Individual, group and central control possible (also by radio)
Compatible with sun/wind/rain sensors for maximum convenience	Local operation with a standard single button



CENTRONIC PLUS

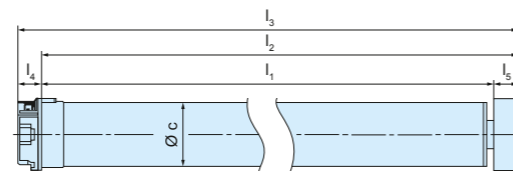
- Horizontal screen
- Screen / Roller Blind
- Volants

Limit position adjustment: Point (automatic detection or freely programmable), Upper limit position adjustment: point or stop
Auto-install function: The drive programs the end positions automatically
Intelligent installation management allows quick end position adjustments during installation
Switchable stop behaviour
Limit positions status indicator: The drive indicates a missing end position by briefly interrupting operation
Automatic shading solution length adjustment: A lengthening of the curtain is automatically detected and corrected by the drive
Convenient threshold adjustment via the hand-held transmitter or central control units
Switch on the motor head to change the direction of rotation and to activate and deactivate programming mode

Technical data	Item no.	Torque (Nm)	Speed (min ⁻¹)	Limit switch range (revolutions)	Rated current (A)	Power consumption (W)	Connection cable (m)	RRP*** € / unit, incl. VAT
L50-17-C12 PLUS	2050 130 220 0	50	17	64	1,4	315	*	511,00
L60-11-C12 PLUS	2060 130 161 0	60	11	64	1,2	265	*	522,00
L70-17-C12 PLUS	2070 130 139 0	70	17	64	1,9	430	*	557,00
L80-11-C12 PLUS	2080 130 194 0	80	11	64	1,4	310	*	568,00
L120-11-C12 PLUS	2120 130 145 0	120	11	64	1,9	435	*	649,00

Rated voltage: 230 V/AC/50Hz Duty cycle: S2 4 min Degree of protection: IP44

Dimension (mm)	l ¹	l ^{2**}	l ^{3**}	l ⁴	l ^{5**}	Ø c
L50-17-C12 PLUS	558,3	588,3	608,3	20	30	58
L60-11-C12 PLUS	533,8	563,8	583,8	20	30	58
L70-17-C12 PLUS	588,9	618,9	638,9	20	30	58
L80-11-C12 PLUS	553,3	583,3	603,3	20	30	58
L120-11-C12 PLUS	588,9	618,9	638,9	20	30	58



* C-Plug connection cables are available in various versions and lengths and must be ordered separately (see table on page 62)
 ** Drive adapter width of L N DW78 Exzt. 1,5 M (4931 300 365 0) page 186, selection of a different drive adapter will change dimensions l₂, l₃ and l₅
 *** All prices include a 2 m connection cable and shaft adapter (driver and ring).

Sun protection drives for emergency operation with integrated radio receiver

for barrels with 50 mm or larger diameter

R20-C33 ... R40-C33

Applicable for:

- Open/semi-open articulated-arm awning
- Articulated-arm cassette awning

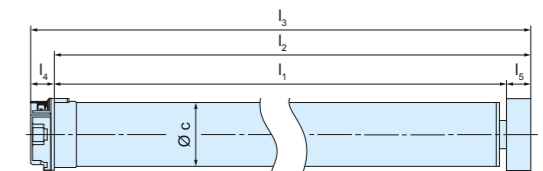


Blockage detection with multiple testing	Supports parallel connection	Auto-install function: The drive programs the end positions automatically
Enables programming of 2 freely selectable intermediate positions	Pluggable connection cable, available in various lengths	Intelligent installation management allows quick end position adjustments during installation
Fabric untensioning: The drive protects the fabric by relieving tension in the upper stop end position – optionally activatable/deactivatable	Centronic radio receiver integrated: compatible with Centronic range of control units	Switchable stop behaviour
Fabric tensioning function: The drive tightens the fabric by moving to a freely adjustable reversing position – optionally activatable/deactivatable	Individual, group and central control possible (also by radio)	Limit positions status indicator: The drive indicates a missing end position by briefly interrupting operation
Higher closing force for cassette awnings	Local operation with a standard single button	Automatic shading solution length adjustment: A lengthening of the curtain is automatically detected and corrected by the drive
Compatible with sun/wind/rain sensors for maximum convenience	After operation in an emergency, the drive finds its limit positions again independently	Convenient threshold adjustment via the hand-held transmitter or central control units
Made in Germany - for maximum reliability and durability	Limit position adjustment: Automatic detection with existing upper stop and fixed point lower limit position programming	Switch on the motor head to change the direction of rotation and to activate and deactivate programming mode

Technical data	Item no.	Torque (Nm)	Speed (min ⁻¹)	Limit switch range (revolutions)	Rated current (A)	Power consumption (W)	Connection cable (m)	RRP*** € / unit, incl. VAT
R20-17-C33	2020 130 185 0	20	17	64	0,7	160	*	436,00
R30-17-C33	2030 130 188 0	30	17	64	0,9	210	*	459,00
R40-17-C33	2040 130 191 0	40	17	64	1,15	260	*	482,00

Rated voltage: 230 V/AC/50Hz Duty cycle: S2 4 min Degree of protection: IP44

Dimension (mm)	l ¹	l ^{2**}	l ^{3**}	l ⁴	l ^{5**}	Ø c
R20-17-C33	502	519	536	17	17	45
R30-17-C33	530	547	564	17	17	45
R40-17-C33	540,3	557,3	574,3	17	17	45



* C-Plug connection cables are available in various versions and lengths and must be ordered separately (see table on page 62)
 ** Drive adapter width of R N DW78R+F M (4930 300 091 0) page 186, selection of a different drive adapter will change dimensions l₂, l₃ and l₅
 *** All prices include a 2 m connection cable and shaft adapter (driver and ring).
 Please note the required awning NHK accessory set (4007 200 070 0, page 221).

Sun protection drives for emergency operation with integrated radio receiver

for barrels with 50 mm or larger diameter

R8-C16 ... R40-C16

Applicable for:

- Locking systems

Blockage detection: Shuts off in case of obstacles (e.g., freezing) and torque increase

Supports parallel connection

Limit position adjustment: Automatic detection with existing upper stop and fixed point lower limit position programming

Enables programming of 2 freely selectable intermediate positions

Pluggable connection cable, available in various lengths

Intelligent installation management allows quick end position adjustments during installation

Memory function: Integrated timer can be activated via MemoControl transmitter

Centronic radio receiver integrated: compatible with Centronic range of control units

Limit positions status indicator: The drive indicates a missing end position by briefly interrupting operation

Fabric untensioning: The drive protects the fabric by relieving tension in the upper stop end position – optionally activatable/deactivatable

For locking systems: The drive locks and unlocks automatically in the lower limit position

Automatic shading solution length adjustment: A lengthening of the curtain is automatically detected and corrected by the drive

Fabric tensioning function: The drive tightens the fabric by moving to a freely adjustable reversing position – optionally activatable/deactivatable

Individual, group and central control possible (also by radio)

Convenient threshold adjustment via the hand-held transmitter or central control units

Compatible with sun/wind/rain sensors for maximum convenience

Local operation with a standard single button

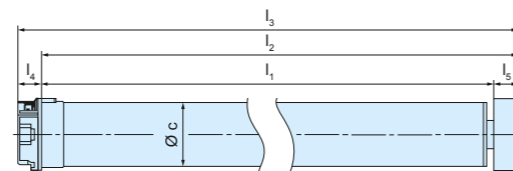
Switch on the motor head to change the direction of rotation and to activate and deactivate programming mode

Made in Germany - for maximum reliability and durability

Technical data	Item no.	Torque (Nm)	Speed (min ⁻¹)	Limit switch range (revolutions)	Rated current (A)	Power consumption (W)	Connection cable (m)	RRP*** € / unit, incl. VAT
R8-17-C16	2010 130 181 0	8	17	64	0,45	100	*	401,00
R12-17-C16	2010 130 182 0	12	17	64	0,5	110	*	413,00
R20-17-C16	2020 130 159 0	20	17	64	0,7	160	*	436,00
R30-17-C16	2030 130 164 0	30	17	64	0,9	210	*	459,00
R40-17-C16	2040 130 170 0	40	17	64	1,15	260	*	482,00

Rated voltage: 230 V/AC/50Hz Duty cycle: S2 4 min Degree of protection: IP44

Dimension (mm)	l ¹	l ^{2**}	l ^{3**}	l ⁴	l ^{5**}	Ø c
R8-17-C16	472,6	489,6	506,6	17	17	45
R12-17-C16	472,6	489,6	506,6	17	17	45
R20-17-C16	502	519	536	17	17	45
R30-17-C16	530	547	564	17	17	45
R40-17-C16	540,3	557,3	574,3	17	17	45



* C-Plug connection cables are available in various versions and lengths and must be ordered separately (see table on page 62)
 ** Drive adapter width of R N DW78R+F M (4930 300 091 0) page 186, selection of a different drive adapter will change dimensions l₂, l₃ and l₅
 *** All prices include a 2 m connection cable and shaft adapter (driver and ring).

Sun protection drives for emergency operation with integrated radio receiver

for barrels with 63 mm or larger diameter

L50-C16 ... L120-C16

Applicable for:

- Locking systems

Blockage detection: Shuts off in case of obstacles (e.g., freezing) and torque increase

Supports parallel connection

Limit position adjustment: Automatic detection with existing upper stop and fixed point lower limit position programming

Enables programming of 2 freely selectable intermediate positions

Pluggable connection cable, available in various lengths

Intelligent installation management allows quick end position adjustments during installation

Memory function: Integrated timer can be activated via MemoControl transmitter

Centronic radio receiver integrated: compatible with Centronic range of control units

Limit positions status indicator: The drive indicates a missing end position by briefly interrupting operation

Fabric untensioning: The drive protects the fabric by relieving tension in the upper stop end position – optionally activatable/deactivatable

For locking systems: The drive locks and unlocks automatically in the lower limit position

Automatic shading solution length adjustment: A lengthening of the curtain is automatically detected and corrected by the drive

Fabric tensioning function: The drive tightens the fabric by moving to a freely adjustable reversing position – optionally activatable/deactivatable

Individual, group and central control possible (also by radio)

Convenient threshold adjustment via the hand-held transmitter or central control units

Compatible with sun/wind/rain sensors for maximum convenience

Local operation with a standard single button

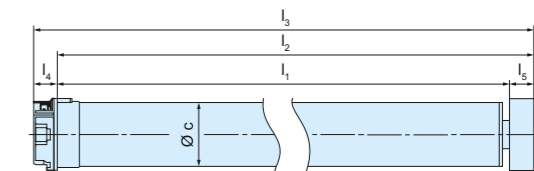
Switch on the motor head to change the direction of rotation and to activate and deactivate programming mode

Made in Germany - for maximum reliability and durability

Technical data	Item no.	Torque (Nm)	Speed (min ⁻¹)	Limit switch range (revolutions)	Rated current (A)	Power consumption (W)	Connection cable (m)	RRP*** € / unit, incl. VAT
L50-17-C16	2050 130 209 0	50	17	64	1,4	315	*	551,00
L70-17-C16	2070 130 132 0	70	17	64	1,9	430	*	597,00
L80-11-C16	2080 130 183 0	80	11	64	1,4	310	*	608,00
L100-11-C16	2100 130 105 0	100	11	64	1,7	396	*	649,00
L120-11-C16	2120 130 138 0	120	11	64	1,9	435	*	689,00

Rated voltage: 230 V/AC/50Hz Duty cycle: S2 4 min Degree of protection: IP44

Dimension (mm)	l ¹	l ^{2**}	l ^{3**}	l ⁴	l ^{5**}	Ø c
L50-17-C16	558,3	588,3	608,3	20	30	58
L70-17-C16	588,9	618,9	638,9	20	30	58
L80-11-C16	553,3	583,3	603,3	20	30	58
L100-11-C16	588,9	618,9	638,9	20	30	58
L120-11-C16	588,9	618,9	638,9	20	30	58



* C-Plug connection cables are available in various versions and lengths and must be ordered separately (see table on page 62)
 ** Drive adapter width of L N DW78 Exzt. 1.5 M (4931 300 365 0) page 186, selection of a different drive adapter will change dimensions l₂, l₃ and l₅
 *** All prices include a 2 m connection cable and shaft adapter (driver and ring).

Sun protection drives "ZIP" with integrated bidirectional radio receiver

for barrels with 38 mm or larger diameter

P5-C18 PLUS ... P9-C18 PLUS

Applicable for:

- Zip screen

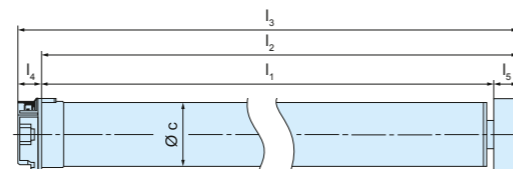
	Blockage detection with multiple testing		Made in Germany - for maximum reliability and durability
	Sensitive obstacle detection with multiple testing		Supports parallel connection
	Enables programming of 2 freely selectable intermediate positions		Pluggable connection cable , available in various lengths
	Memory function: Integrated timer can be activated via MemoControl transmitter		Integrated CentronicPlus radio transceiver: the drive reports back its position, any blockage and other status information
	Fabric untensioning: The drive protects the fabric by relieving tension in the upper stop end position – optionally activatable/deactivatable		Centronic radio receiver integrated: compatible with Centronic range of control units
	The mesh technology allows individual drives to connect together automatically to form a very efficient network		Individual, group and central control possible (also by radio)
	Compatible with sun/wind/rain sensors for maximum convenience		Local operation with a standard single button
	Wireless software update		



Technical data	Item no.	Torque (Nm)	Speed (min ⁻¹)	Limit switch range (revolutions)	Rated current (A)	Power consumption (W)	Connection cable (m)	RRP*** € / unit, incl. VAT
P5-20-C18 PLUS	2009 130 162 0	5	20	64	0,45	110	*	436,00
P5-30-C18 PLUS	2009 130 163 0	5	30	64	0,45	110	*	453,00
P9-16-C18 PLUS	2009 130 164 0	9	16	64	0,45	110	*	442,00

Rated voltage: 230 V/AC/50Hz Duty cycle: S2 4 min Degree of protection: IP44

Dimension (mm)	l ¹	l ^{2**}	l ^{3**}	l ⁴	l ^{5**}	Ø c
P5-20-C18 PLUS	453	493	506	13	40	35
P5-30-C18 PLUS	453	493	506	13	40	35
P9-16-C18 PLUS	453	493	506	13	40	35



* C-Plug connection cables are available in various versions and lengths and must be ordered separately (see table on page 62)
 ** Drive adapter width of P RO 40x1,3/40x1,5 K (4930 200 246 0) page 192, selection of a different drive adapter will change dimensions l₂, l₃ and l₅
 *** All prices include a 2 m connection cable and shaft adapter (driver and ring).

Sun protection drives "ZIP" with integrated bidirectional radio receiver

for barrels with 50 mm or larger diameter

R8-C18 PLUS ... R40-C18 PLUS

Applicable for:

- Zip screen

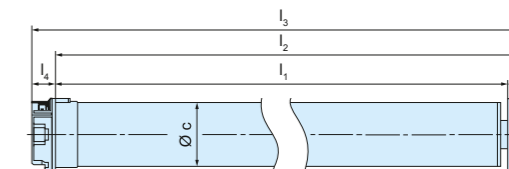
	Blockage detection with multiple testing		Made in Germany - for maximum reliability and durability
	Sensitive obstacle detection with multiple testing		Supports parallel connection
	Enables programming of 2 freely selectable intermediate positions		Pluggable connection cable , available in various lengths
	Memory function: Integrated timer can be activated via MemoControl transmitter		Integrated CentronicPlus radio transceiver: the drive reports back its position, any blockage and other status information
	Fabric untensioning: The drive protects the fabric by relieving tension in the upper stop end position – optionally activatable/deactivatable		Centronic radio receiver integrated: compatible with Centronic range of control units
	The mesh technology allows individual drives to connect together automatically to form a very efficient network		Individual, group and central control possible (also by radio)
	Compatible with sun/wind/rain sensors for maximum convenience		Local operation with a standard single button
	Wireless software update		



Technical data	Item no.	Torque (Nm)	Speed (min ⁻¹)	Limit switch range (revolutions)	Rated current (A)	Power consumption (W)	Connection cable (m)	RRP*** € / unit, incl. VAT
R8-17-C18 PLUS	2010 130 217 0	8	17	64	0,45	100	*	419,00
R12-17-C18 PLUS	2010 130 218 0	12	17	64	0,5	110	*	430,00
R20-17-C18 PLUS	2020 130 186 0	20	17	64	0,7	160	*	453,00
R30-17-C18 PLUS	2030 130 189 0	30	17	64	0,9	210	*	476,00
R40-17-C18 PLUS	2040 130 192 0	40	17	64	1,15	260	*	499,00

Rated voltage: 230 V/AC/50Hz Duty cycle: S2 4 min Degree of protection: IP44

Dimension (mm)	l ¹	l ^{2**}	l ^{3**}	l ⁴	l ^{5**}	Ø c
R8-17-C18 PLUS	472,6	512,6	529,6	17	40	45
R12-17-C18 PLUS	472,6	512,6	529,6	17	40	45
R20-17-C18 PLUS	502	542	559	17	40	45
R30-17-C18 PLUS	530	570	587	17	40	45
R40-17-C18 PLUS	540,3	580,3	597,3	17	40	45



* C-Plug connection cables are available in various versions and lengths and must be ordered separately (see table on page 62)
 ** Drive adapter width of R NO DW78R+F K (4930 200 274 0) page 194, selection of a different drive adapter will change dimensions l₂, l₃ and l₅
 *** All prices include a 2 m connection cable and shaft adapter (driver and ring).











Sun protection drives for sun sails with integrated bidirectional radio receiver

for barrels with 63 mm or larger diameter

L70-C23 PLUS ... L100-C23 PLUS

Applicable for:

- Shade sail

 Blockage detection: Shuts off in case of obstacles (e.g., freezing) and torque increase	 Pluggable connection cable, available in various lengths	 Limit position adjustment: Automatic detection when fixed point end-positions at top/bottom are present
 Fabric tensioning function: The drive tightens the fabric by moving to a freely adjustable reversing position – optionally activatable/deactivatable	 Centronic radio receiver integrated: compatible with Centronic range of control units	 Limit positions status indicator: The drive indicates a missing end position by briefly interrupting operation
 Made in Germany - for maximum reliability and durability	 Integrated CentronicPlus radio transceiver: the drive reports back its position, any blockage and other status information	 Switch on the motor head to change the direction of rotation and to activate and deactivate programming mode
 Supports parallel connection		





Roller shutter and sun protection drives with crank connection

for barrels with 50 mm or larger diameter

R12-M05 ... R50-M05

Applicable for:

- Roller shutter
- Sun protection
- Open/semi-open articulated-arm awning
- Roller Door

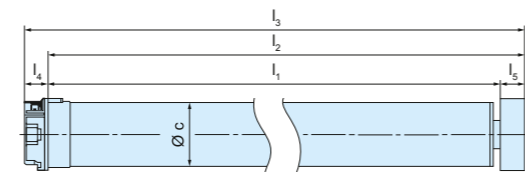
 Made in Germany - for maximum reliability and durability	 Crank can be inserted from 2 sides
 Mechanical limit switching	 Limit position adjustment: Automatic detection when fixed point end-positions at top/bottom are present



Technical data	Item no.	Torque (Nm)	Speed (min ⁻¹)	Limit switch range (revolutions)	Rated current (A)	Power consumption (W)	Connection cable (m)	RRP*** € / unit, incl. VAT
L70-17-C23 PLUS	2070 130 145 0	70	17	64	1,9	430	*	713,00
L80-11-C23 PLUS	2080 130 201 0	80	11	64	1,1	246	*	726,00
L100-11-C23 PLUS	2100 130 111 0	100	11	64	1,4	330	*	739,00

Rated voltage: 230 V/AC/50Hz **Duty cycle:** S2 4 min **Degree of protection:** IP44

Dimension (mm)	l ¹	l ^{2**}	l ^{3**}	l ⁴	l ^{5**}	Øc
L70-17-C23 PLUS	588,9	618,9	638,9	20	30	58
L80-11-C23 PLUS	588,9	618,9	638,9	20	30	58
L100-11-C23 PLUS	588,9	618,9	638,9	20	30	58

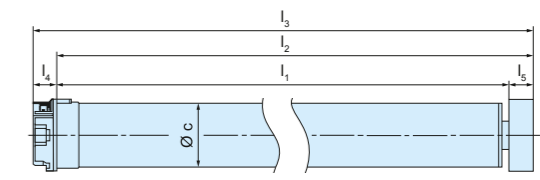


* C-Plug connection cables are available in various versions and lengths and must be ordered separately (see table on page 62)
 ** Drive adapter width of L N DW78 Exzt. 1,5 M (4931 300 365 0) page 186, selection of a different drive adapter will change dimensions l₂, l₃ and l₅
 *** All prices include a 2 m connection cable and shaft adapter (driver and ring).

Technical data	Item no.	Torque (Nm)	Speed (min ⁻¹)	Limit switch range (revolutions)	Rated current (A)	Power consumption (W)	Connection cable (m)	RRP*** € / unit, incl. VAT
R12-17-M05	2010 140 003 0	12	17	38	0,5	110	3	344,00
R20-17-M05	2020 140 004 0	20	17	38	0,7	160	3	367,00
R30-17-M05	2030 140 005 0	30	17	38	0,9	210	3	390,00
R40-17-M05	2040 140 006 0	40	17	38	1,15	260	3	413,00
R50-11-M05	2050 140 101 0	50	11	38	1,05	240	3	436,00

Rated voltage: 230 V/AC/50Hz **Duty cycle:** S2 4 min **Degree of protection:** IP44

Dimension (mm)	l ¹	l ^{2**}	l ^{3**}	l ⁴	l ^{5**}	Øc
R12-17-M05	637	677	704	27	40	45
R20-17-M05	677	717	744	27	40	45
R30-17-M05	677	717	744	27	40	45
R40-17-M05	697	737	764	27	40	45
R50-11-M05	697	737	764	27	40	45



** Drive adapter width of R A S60 K (4930 300 466 0) page 180, selection of a different drive adapter will change dimensions l₂, l₃ and l₅
 *** All prices include shaft adapter (driver and ring).

Roller shutter and sun protection drives with crank connection

for barrels with 63 mm or larger diameter

L50-M05 ... L120-M05

Applicable for:

- Roller shutter
- Sun protection
- Open/semi-open articulated-arm awning
- Roller Door

Quality Made in Germany - for maximum reliability and durability

Crank can be inserted from 2 sides

Mechanical limit switching

Limit position adjustment: Automatic detection when fixed point end-positions at top/bottom are present



DC drives

for barrels with 63 mm or larger diameter

L35-M06 ... L120-M06

Applicable for:

- Roller shutter
- Screen / Roller Blind
- Insect Protection
- Roller Door

Quality Made in Germany - for maximum reliability and durability

Limit position adjustment: Automatic detection when fixed point end-positions at top/bottom are present

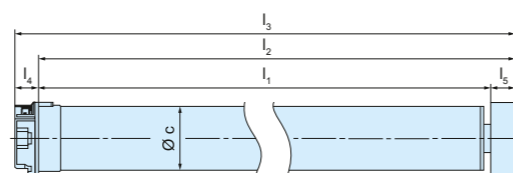
Mechanical limit switching



Technical data	Item no.	Torque (Nm)	Speed (min ⁻¹)	Limit switch range (revolutions)	Rated current (A)	Power consumption (W)	Connection cable (m)	RPP*** € / unit, incl. VAT
L50-17-M05	2050 040 101 0	50	17	36	1,4	315	3	482,00
L60-11-M05	2060 040 104 0	60	11	36	1,2	265	3	505,00
L70-17-M05	2070 040 102 0	70	17	36	1,9	430	3	528,00
L80-11-M05	2080 040 104 0	80	11	36	1,4	310	3	539,00
L120-11-M05	2120 040 106 0	120	11	36	1,9	435	3	620,00

Rated voltage: 230 V/AC/50Hz Duty cycle: S2 4 min Degree of protection: IP44

Dimension (mm)	l ¹	l ^{2**}	l ^{3**}	l ⁴	l ^{5**}	∅c
L50-17-M05	747	777	804	27	30	58
L60-11-M05	747	777	804	27	30	58
L70-17-M05	747	777	804	27	30	58
L80-11-M05	747	777	804	27	30	58
L120-11-M05	747	777	804	27	30	58

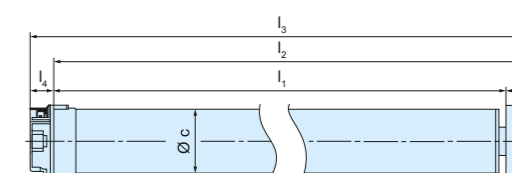


** Drive adapter width of LA SM70 M (4931 300 080 0) page 181, selection of a different drive adapter will change dimensions l₂, l₃ and l₅
 *** All prices include shaft adapter (driver and ring).

Technical data	Item no.	Torque (Nm)	Speed (min ⁻¹)	Rated voltage (V)	Limit switch range (revolutions)	Rated current (A)	Power consumption (W)	Connection cable (m)	RPP*** € / unit, incl. VAT
L35-8-M06	2035 060 004 0	35	8	12	36	9	100	4	790,00
L60-8-M06	2060 060 007 0	60	8	24	36	6,3	150	4	790,00
L120-3-M06	2120 060 003 0	120	3	24	36	5	120	4	843,00

Duty cycle: S2 8 min Degree of protection: IP55

Dimension (mm)	l ¹	l ^{2**}	l ^{3**}	l ⁴	l ^{5**}	∅c
L35-8-M06	582	612	632	20	30	58
L60-8-M06	582	612	632	20	30	58
L120-3-M06	582	612	632	20	30	58



** Drive adapter width of LA SM70 M (4931 300 080 0) page 181, selection of a different drive adapter will change dimensions l₂, l₃ and l₅
 *** All prices include shaft adapter (driver and ring).







Pool drives with mechanical limit switching

for barrels with 63 mm or larger diameter

XL35/4G 4A ... XL200/3G 4A

Applicable for:

- Above-ground pool covers

 Made in Germany - for maximum reliability and durability	 Increased axial load - the drive can be statically loaded with up to 150kg	 Integrated closed circuit current brake - holds the drive in position when de-energised. Safety factor: 2-way safety
 Mechanical limit switching	 4-wire connecting cable	 Limit position adjustment: Automatic detection when fixed point end-positions at top/bottom are present







DC drives with crank connection


for barrels with 63 mm or larger diameter

L60-M07 ... L120-M07

Applicable for:

- Roller shutter
- Roller Door

 Made in Germany - for maximum reliability and durability	 Crank can be inserted from 2 sides
 Mechanical limit switching	 Limit position adjustment: Automatic detection when fixed point end-positions at top/bottom are present



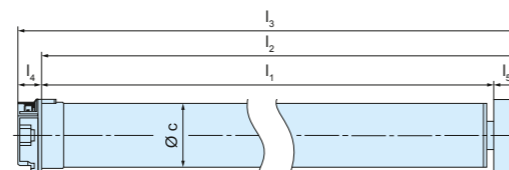
Technical data	Item no.	Torque (Nm)	Speed (min ⁻¹)	Rated voltage (V)	Limit switch range (revolutions)	Rated current (A)	Power consumption (W)	Connection cable (m)	RRP*** € / unit, incl. VAT
XL35/4G 4A	2035 096 010 0	35	4	12	36	3,3	40	4	auf Anfrage
XL60/8G 4A	2060 096 103 0	60	8	24	36	6,3	150	4	
XL120/3G 4A	2120 096 105 0	120	3	24	36	5	120	4	
XL200/3G 4A	2200 096 001 0	200	3	24	36	6,8	163	4	

Duty cycle: S2 8 min Degree of protection: IP45

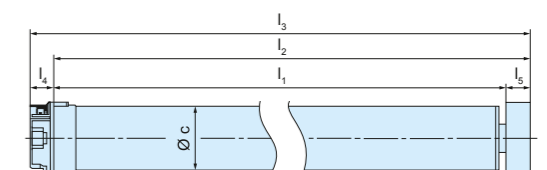
Technical data	Item no.	Torque (Nm)	Speed (min ⁻¹)	Rated voltage (V)	Limit switch range (revolutions)	Rated current (A)	Power consumption (W)	Connection cable (m)	RRP*** € / unit, incl. VAT
L60-8-M07	2060 060 008 0	60	8	24	36	6,3	150	4	1052,00
L120-3-M07	2120 060 004 0	120	3	24	36	5	120	4	1052,00

Duty cycle: S2 8 min Degree of protection: IP44

Dimension (mm)	l ¹	l ^{2**}	l ^{3**}	l ⁴	l ^{5**}	Øc
XL35/4G 4A	582	612	632	20	30	58
XL60/8G 4A	582	612	632	20	30	58
XL120/3G 4A	582	612	632	20	30	58
XL200/3G 4A	776,5	806,5	826,5	20	30	58



Dimension (mm)	l ¹	l ^{2**}	l ^{3**}	l ⁴	l ^{5**}	Øc
L60-8-M07	747	777	804	27	30	58
L120-3-M07	747	777	804	27	30	58



** Drive adapter width of L R 98x2 M (4931 300 115 0) page 190, selection of a different drive adapter will change dimensions l₂, l₃ and l₅
 *** All prices include shaft adapter (driver and ring).

** Drive adapter width of L A SM70 M (4931 300 080 0) page 181, selection of a different drive adapter will change dimensions l₂, l₃ and l₅
 *** All prices include shaft adapter (driver and ring).

Escape Route Set

Automation of roller shutter applications that serve as a second escape route

HCS520

- Enables quick operation, even in the event of a power failure
- Automatic opening of the shading solution in the event of power failure
- Including accessories for installation in the existing barrel
- Additional safety switch in the set
- Optional connection of a higher-level control unit or smoke detector possible
- The control/battery unit mounted in the interior offers easy servicing

Item no. 4007 000 026 0 (HCS520, 10 Nm)	Item no. 4007 000 029 0 (HCS520, 20 Nm)	
	HCS520, 10 Nm	HCS520, 20 Nm
Drive	P10-11-M19	R20-17-M19
Speed	11 rpm	17 rpm
Rated current	1,9 A	6,3 A
Rated voltage	12 V/DC	12 V/DC
Cable length drive	3 m	3 m
Dimension in mm	405 x 60 x 6	405 x 60 x 6
Degree of protection drive	IP 44	IP 44
Degree of protection control	IP 20	IP 20
Rated voltage control	110-240 V AC / 50-60 Hz	110-240 V AC / 50-60 Hz
Switching capacity Control	5 A	5 A
Power consumption control	< 0,3 W	< 0,3 W
Battery capacity	2.600 mAh	3.000 mAh
RRP € / unit incl. VAT	10Nm 914,00	20 Nm 1.135,00

Escape door control unit HC520 2.600 mAh

Item no. 4007 000 025 0

Battery for escape door control unit HC520 2.600 mAh

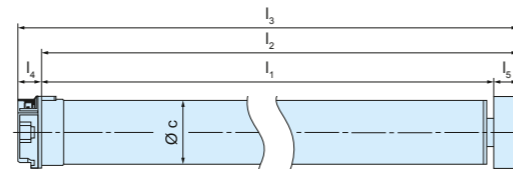
Item no. 4807 040 002 6

Cord switch set 12 V DC

Item no. 4901 002 188 0



Dimension (mm)	l_1	l_2	l_3	l_4	l_5	$\varnothing c$
P10-11-M19	449	466 ²	479 ²	13	17 ²	35
R20-17-M19	502	542 ³	559 ³	17	40 ³	45



Note:

There are no clear legal regulations for the use of battery-buffered controls on secondary emergency escape routes. Therefore, the manufacturer cannot issue universally valid or project-specific product approvals for the mentioned use. The final decision lies with the respective fire protection authority.

Country-specific special regulations as well as local provisions and guidelines on this topic must be strictly observed and applied.

Escape door control unit HC520 3.000 mAh

Item no. 4007 000 028 0

Battery for escape door control unit HC520 3.000 mAh

Item no. 4807 040 003 0

EscapeSet

Solution for roller shutter applications in attachment elements that serve as a second escape route

- Enables quick operation, even in the event of a power failure
- Limit position not lost after the crank has been operated
- Drive-specific highlights
- Optimal transmission radio enables quick operation in an emergency
- Stationary crank in normal operation
- Including accessories for installation in the existing barrel

Consisting of:

- Drive R12-17-E22 (2010 120 176 0)
- C-Plug 3 m (2010 270 380 0)
- Wall bracket with catch (4930 300 382 0)
- Mini strip (4930 300 536 0)
- Roller shutter escape drive adapter set (4007 200 066 0) includes ring S60L, output shaft adapter, drive adapter S60
- Roller shutter escape crank set attachment element (4007 200 067 0) includes bevel gear for 60 mm octagonal shaft, rod end bearing with square bar 45° SW6, jointed crank 1m, crank rod holder

Solution for roller shutter applications in new construction boxes that serve as a second escape route

- Enables quick operation, even in the event of a power failure
- Limit position not lost after the crank has been operated
- Drive-specific highlights
- Optimal transmission radio enables quick operation in an emergency
- Stationary crank in normal operation
- Including accessories for installation in the existing barrel

Consisting of:

- Drive R12-17-E22 (2010 120 176 0)
- C-Plug 3 m (2010 270 380 0)
- Universal wall bracket (4930 200 005 0)
- Mounting pin round (4930 300 159 0)
- Roller shutter escape drive adapter set (4007 200 066 0) includes ring S60L, output shaft adapter, drive adapter S60
- Roller shutter escape crank set new build (4007 200 071 0) includes bevel gear for 60 mm octagonal shaft, rod end bearing with square bar 90° SW6, jointed crank 1m, crank rod holder

Important information for installation and sale!

Due to patent law agreements, the delivery of drive type E22 for roller shutter applications in connection with emergency exit solutions is not permitted in houses, modular buildings, and commercial properties constructed with solid wood and/or timber frame construction.



Item no. 4007 000 030 0 (EscapeSet add-on, 12 Nm)

RRP € / unit incl. VAT 575,00



Item no. 4007 000 032 0 (EscapeSet new build, 12 Nm)

RRP € / unit incl. VAT 610,00

Optional accessories

Shaft bolt Item no. 4930 300 698 0

RRP € / unit incl. VAT 35,30

² P10-11-M19: Drive adapter width of P R 40x1/42x2 K (4930 300 086 0) page 188, selection of a different drive adapter will change dimensions l_1 , l_3 and l_5
³ R20-17-M19: Drive adapter width of RA S60 K (4930 300 466 0) page 180, selection of a different drive adapter will change dimensions l_2 , l_3 and l_5

SolarKit

Drive solution for roller shutters and screens independent of mains power

SK460

- With integrated solar power supply, there is no need to lay cables
- Operating mode switchable between roller shutter and screen operation
- Enables programming of 2 freely selectable intermediate positions
- Drive-specific highlights
- Noise reduction via soft start-up and stop
- Option to change rotation direction via a programmed operating device
- Setting the threshold values possible via the sensor
- Integration into Becker CentralControl possible
- More than 100 operating cycles can be achieved from one battery charge
- Control and charging electronics integrated in the drive
- Including accessories for installation in the existing barrel
- Burglary resistance through the use of rigid shaft connectors
- Compact installation directly in the element

Item no. 4034 000 233 0 (SK460, 6 Nm)		
Item no. 4034 000 234 0 (SK460, 10 Nm)		
	SK460, 6 Nm	SK460, 10 Nm
Drive	P6-20-C28	P10-11-C28
Speed	20 rpm	11 rpm
Rated current	2,5 A	2,5 A
Rated voltage	12 V/DC	12 V/DC
Cable length drive	0,15 m	0,15 m
Solar panel dimension	455 x 60 x 6 mm	
Dimension of stick battery	430 x 26,5 x 23,5 mm	
Degree of protection drive, solar panel and stick battery	IP44	
Cable length solar panel	0,5 m	
Cable length stick battery	0,3 m	
RRP € / unit incl. VAT	539,00	569,00

Optional accessories

Y-plug for external charging (0,15 m)*

Item no. 4034 200 264 0

Extension cable for solar panel (1,5 m)

Item no. 4822 200 298 0

Plug*

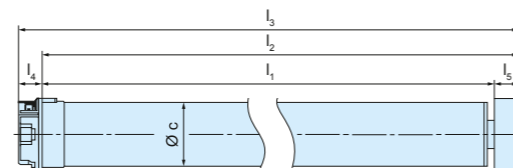
Item no. 4034 200 265 0

Rated voltage	110 – 240 V AC / 50 – 60 Hz
Current	0,4 A
Rated voltage	15 V
Cable length	1,8 m

SOLAR ENERGY
by BECKER



Dimension (mm)	l_1	l_2	l_3	l_4	l_5	$\varnothing c$
P6-20-C28	402	419	432	13	17	35
P10-11-C28	402	419	432	13	17	35



Note:

A Centronic radio transmitter is required for the installation of the SolarKit. Order it at the same time!

When using rounded surface-mounted elements, please consider the space required for the stick battery.

Individual components

Solar panel (incl. rivets)

Item no. 4034 200 266 0

Stick battery set (incl. holder)

Item no. 4807 220 014 0

Attachment kit for stick battery

Item no. 4807 220 015 0

Connection cable 0,35 m white

Item no. 2006 270 022 0

Drive P6-20-C28 or P10-11-C28

Item no. 2006 060 015 0 resp. 2006 060 016 0

* A Y-connector and power adapter are required together for charging the unit and must be ordered as a set.

** Drive adapter width of P R 40x1/42x2 K (4930 300 086 0) page 188, selection of a different drive adapter will change dimensions l_2 , l_3 and l_5 .



Pluggable Becker connection cable

- High flexibility through various pluggable C+plug connection cables
- **No screwing required**, making it easy to install and remove
- **Overwinding possible on the drive head**
- **Degree of protection IP44**
- **A standard phase tester with a narrow blade** is sufficient for mounting/dismounting the drive
- **UV-resistant rubber cable**, available in both white and black
- **The white cable** allows for discreet integration, even in visible areas
- **The black cable** allows for discreet integration with dark or black elements
- **The black cable** is halogen-free
- **Dismantling the cable** in the installed state within the roller shutter box is generally possible (depending on the installation situation)

Available cable variants

With ferrules

Connecting cable (m)	Colour	Item no.	RRP € / unit incl. VAT
0,5 m	white	2010 270 603 0	14,00
1 m	white	2010 270 408 0	15,00
2 m	white	2010 270 442 0	20,00
2 m	black	2010 270 464 0	22,00
3 m	white	2010 270 380 0	24,00
3 m	black	2010 270 541 0	26,00
5 m	white	2010 270 421 0	33,00
5 m	black	2010 270 698 0	36,00
10 m	white	2010 270 423 0	56,00
10 m	black	2010 270 699 0	59,00

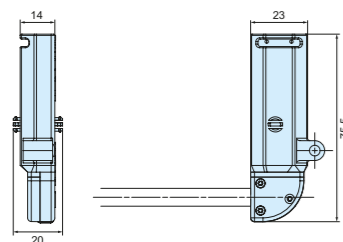
With Hirschmann connector

Typee STAS 3N incl. safety clip

Connecting cable (m)	Colour	Item no.	RRP € / unit incl. VAT
0,3 m	white	2010 270 432 0	43,00
0,5 m	white	2010 270 384 0	43,00
0,5 m	black	2010 270 499 0	45,00
1 m	white	2010 270 383 0	44,00
1 m	black	2010 270 501 0	46,00
2,5 m	black	2010 270 503 0	53,00
5 m	black	2010 270 505 0	64,00
10 m	black	2010 270 507 0	87,00

With Becker coupling

Connecting cable (m)	Colour	Item no.	RRP € / unit incl. VAT
0,095 m	black	2010 270 653 0	18,00



Tool for C+plug installation and removal

- One side for mounting
- One side for dismantling
- Secure engagement and release of the C+plug connector
- Easy and reliable application of the C+plug tool through guidance along the connecting cable
- For drives with tube diameters 45 and 58 mm



Item no. 2010 300 365 0



Pluggable Becker connection cable for SMI drives

- High flexibility due to various C+plug pluggable connection cables
- **No screws required**, making it easy to assemble and disassemble
- **The drive head is overwindable**
- **Degree of protection IP44**
- **A standard phase tester with a narrow blade** is sufficient for assembly/disassembly on the drive
- **UV-resistant rubber cable**
- **Black cable** enables discreet integration with dark or black elements
- **Black cable** is halogen-free
- **Disassembly** of the cable in the installed state within the roller shutter box is generally possible (depending on the installation situation)

Available versions

With ferrules

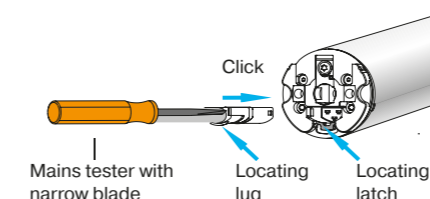
Connecting cable (m)	Colour	Item no.	RRP € / unit incl. VAT
0,3 m	black	2010 270 954 0	20,00
1 m	black	2010 270 612 0	22,00
2 m	black	2010 270 605 0	26,00
3 m	black	2010 270 649 0	31,00
5 m	black	2010 270 614 0	40,00
10 m	black	2010 270 615 0	63,00

With Hirschmann connector

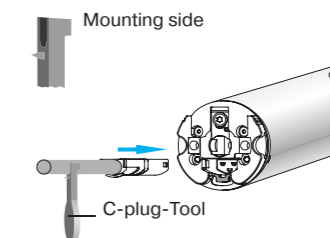
Typee STAS 4N incl. safety clip, SMI

Connecting cable (m)	Colour	Item no.	RRP € / unit incl. VAT
0,5 m	black	2010 270 616 0	55,00
2 m	black	2010 270 617 0	60,00

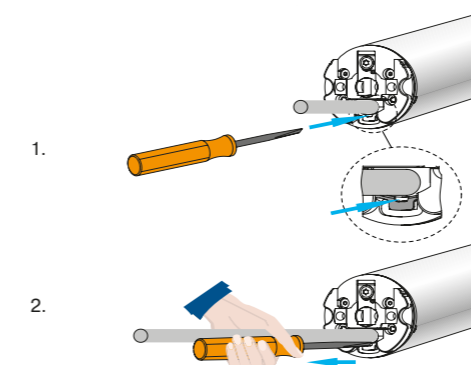
Mounting with mains tester



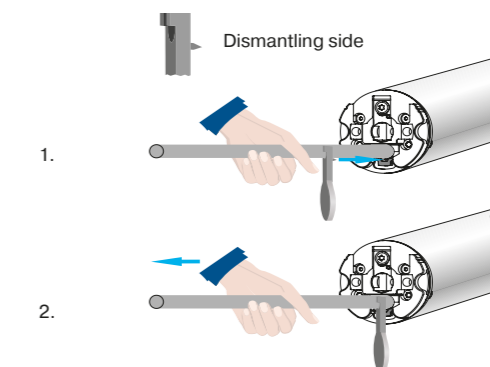
Mounting with C+plug tool



Dismantling with mains tester



Dismantling with C+plug tool



Glossary – drives

P 5 - 16 - E 03

Diameter Torque Speed Limit switching Functional range

Current drive name	Previous drive name	Equates old drive name	Description
Mechanical limit switching			
M04	C M	M	Roller shutter and sun protection drive with mechanical limit switching
M05	HK	HK	Roller shutter and sun protection drive with crank connection
M06	G	G	DC drive 12 – 24 V, diameter 58 mm
M07	GHK	GHK	DC drive with crank connection
M17			Roller shutter drives for narrow windows
M19			DC drives 12 V
Electronic limit switching			
E01	C PRO+	C PR+, PR+, Pico R+	Universal roller shutter drive with electronic limit switching
E02	RO+		Roller shutter drive with electronic limit switching
E03	ROP+	RP, RP+, R, R+	Roller shutter drive with electronic limit switching
EVO 20 R			Roller shutter drive with electronic limit switching of the Evolutions series
E12	C PS, C PS+, SE B0	PS, PS+, S, S+	Universal sun protection drive with electronic limit switching
E14			Roller shutter drives with electronic limit switching
E15			Sun protection drives with electronic limit switching
E16	C SE I1		"Locking" sun protection drive with electronic limit switching
E18			Sun protection drives "ZIP" with electronic limit switching
E23			Sun protection drive for shade sails with electronic limit switching
E25			Roller shutter drive with electronic limit switching and crank connection
E33			Sun protection drives for emergency manual operation with electronic limit switching
Radio controlled drives with electronic limit switching – Centronic			
C16	C SEF I1		"Locking" sun protection drive with integrated Centronic radio receiver
C33			Sun protection drives for emergency operation with integrated radio receiver
Bidirectional radio-controlled drives with electronic limit switching – CentronicPlus			
EVO 20 R PLUS BT			Roller shutter drives with integrated bidirectional radio receiver CentronicPlus of the Evolution series
C01 PLUS			Roller shutter drive with integrated bidirectional radio receiver CentronicPlus
C12 PLUS			Universal sun protection drive with integrated bidirectional radio receiver CentronicPlus
C18 PLUS			Sun protection drive "ZIP/Fixed Screens" with integrated bidirectional radio receiver CentronicPlus
C23 PLUS			Sun protection drive for shade sails with integrated bidirectional radio receiver CentronicPlus
Radio controlled drives with electronic limit switching – DECT			
D01			Roller shutter drives with integrated radio receiver DECT
Drives with SMI technology			
S01	C PR+ SMI		Roller shutter drive with SMI limit switching
S12	C PS SMI, C PS+ SMI		Sun protection drive with SMI limit switching
S18			Sun protection drive "ZIP/Fixed Screens" with SMI limit switching

Roller shutter drives load table

The tensile load figures are guidelines for single-piece roller shutter curtains. (Tensile load figures in kg)
The friction typical for roller shutters has been taken into account (8 %)!

Shaft diameter (mm)	40				50				60			
Roller shutter height (m)	1,4	2,2	1,4	2,2	1,4	2,2	1,4	2,2	1,4	2,2	1,4	2,2
Profile thickness (mm)	8	8	8	8	14	14	8	8	14	14	8	8
Type	Nm/rpm	kg	kg	kg	kg	kg	kg	kg	kg	kg	kg	kg
P3	3/30	9	8	8	7	7	6	7	7	6	5	
P5	5/16	15	13	14	12	11	10	12	11	10	9	
P5	5/20	15	13	14	12	11	10	12	11	10	9	
P5	5/30	15	13	14	12	11	10	12	11	10	9	
P9	9/16	28	24	25	23	21	18	23	21	19	17	
P13	13/9	37	35	37	33	30	26	33	30	28	25	
R4	4/17			11	10	9	8	10	9	8	7	
R7	7/17			20	17	16	14	18	16	15	13	
R8	8/17			22	20	18	16	20	19	17	15	
R12	12/17			34	30	28	24	30	28	25	23	
R20	20/17			57	51	46	40	51	47	43	38	
R30	30/17			85	76	70	60	77	71	64	57	
R40	40/17			114	102	93	80	102	94	86	76	
R50	50/11			142	127	117	100	128	118	107	96	

Shaft diameter (mm)	70		78		85		108		125	
Roller shutter height (m)	1,4	2,2	1,4	2,2	1,4	2,2	2,2	3	2,2	3
Profile thickness (mm)	14	14	14	14	14	14	19	19	19	19
Type	Nm/rpm	kg	kg	kg	kg	kg	kg	kg	kg	kg
R4	4/17	8	6	7	7	7	6			
R7	7/17	14	12	13	12	12	11			
R8	8/17	16	14	15	14	14	13			
R12	12/17	24	22	22	21	21	20			
R20	20/17	40	37	38	35	36	33			
R30	30/17	60	55	56	53	54	50			
R40	40/17	80	73	75	70	72	67			
R50	50/11	100	92	94	88	90	84			
L50	50/17	100	92	94	88	90	84	67	64	59
L60	60/11	120	110	113	105	109	100	80	77	71
L70	70/17	140	129	132	123	127	117	94	90	82
L80	80/11	160	147	151	141	145	134	107	102	94
L120	120/11	240	221	227	211	218	201	161	154	141

for type M19 DC drives

Shaft diameter (mm)	40				50				60			
Roller shutter height (m)	1,4	2,2	1,4	2,2	1,4	2,2	1,4	2,2	1,4	2,2	1,4	2,2
Profile thickness (mm)	8	8	8	8	14	14	8	8	14	14	8	8
Type	Nm/rpm	kg	kg	kg	kg	kg	kg	kg	kg	kg	kg	kg
P6	6/20	18	16	17	15	14	12	15	14	13	11	
P10	10/11	31	27	28	25	23	20	25	23	21	19	
R20	20/17			57	51	46	40	51	47	43	38	

Shaft diameter (mm)	70		78		85	
Roller shutter height (m)	1,4	2,2	1,4	2,2	1,4	2,2
Profile thickness (mm)	14	14	14	14	14	14
Type	Nm/rpm	kg	kg	kg	kg	kg
P6	6/20					
P10	10/11					
R20	20/17	40	37	38	35	33

Example:

Shaft dia. 60 mm
Roller shutter height 2.20 m
Profile thickness 14 mm
23 kg curtain weight

Result type: R12

Roller shutter drives

Function matrix

Type in mm	Mechanical limit switching										Electronic limit switching						Integrated radio receiver			
	M04		M05		M06	M07	M17	E01			E03		E25		EVO 20 R	EVO 20 R BT	EVO 20 R PLUS BT	C01 PLUS		D01
	P (Ø 35)	R (Ø 45)	L (Ø 58)	R (Ø 45)	L (Ø 58)	L (Ø 58)	L (Ø 58)	R (Ø 45)	P (Ø 35)	R (Ø 45)	P (Ø 35)	R (Ø 45)	R (Ø 45)	L (Ø 58)	R (Ø 45)	R (Ø 45)	R (Ø 45)	P (Ø 35)	R (Ø 45)	R (Ø 45)
Torque in Nm	5-13	8-50	50-120	12-50	50-120	35-120	60+120	4	5-9	8-40								5-9	8-40	8-40
Speed in 1/min	9-20	11-17	11	11-17	11	2,5+3+8	3+8	17	16-20	17								16	17	17
Radio																		x	x	x
Pluggable connection cable	x	x	x						x	x								x	x	x
Conformity mark	CE, VDE, NF, CCC, UKCA	CE, VDE, NF, CCC, UKCA	CE, VDE, NF, CCC, UKCA	CE, VDE, NF, CCC, UKCA	CE, VDE, NF, CCC, UKCA	CE, UKCA	CE, UKCA	CE, VDE, NF, CCC	CE, VDE, NF, UKCA	CE, VDE, NF, CCC, UKCA					CE, VDE, UKCA	CE, VDE, UKCA	CE, VDE	CE, VDE, NF, UKCA	CE, VDE, NF, UKCA	CE, VDE
DC						x	x													
Crank				x	x		x						x	x						
Suspension springs	x	x	x	x	x	x	x		x	x					x	x	x	x	x	x
Anti-lifting devices								x	x	x					x	x	x	x	x	x
Setting of limit positions																				
On the drive head	x	x	x	x	x	x	x	x	x	x										
With adjusting cable									x	x								x	x	x
With radio transmitter																		x	x	x
Upper stop to lower stop								x	x	x					x	x	x	x	x	x
Upper stop to lower point									x	x					x	x	x	x	x	x
Upper point to lower stop									x	x					x	x	x	x	x	x
Upper point to lower point	x	x	x	x	x	x	x		x	x					x	x	x	x	x	x
Intelligent installation management									x	x								x	x	x
LSI-Limit positions status indicator									x	x								x	x	x
Automatic shading solution length adjustment									x	x								x	x	x
Upper anti-freeze mechanism									x	x					x	x	x	x	x	x
Obstacle detection in downward travel with flexible suspension springs									x	x					x	x	x	x	x	x
Obstacle detection in downward travel with fixed shaft connectors									x	x					x	x	x	x	x	x
Soft obstacle detection with reversing									x	x					x	x	x	x	x	x
Lower anti-freeze mechanism, blockage detection in upward travel																				
Lower anti-freeze mechanism, blockage detection in upward travel with reversing									x	x					x	x	x	x	x	x
Fly screen protection function									x	x					x	x	x	x	x	x
Soft upper stop									x	x					x	x	x	x	x	x
Dynamic torque adjustment									x	x					x	x	x	x	x	x
Connectible in parallel without isolating relay						x	x		x	x					x	x	x	x	x	x
Evolution technology ensures especially quiet running															x	x	x			
Different drive modes adjustable															x	x	x			
Bluetooth interface																x	x			

Sun protection drives load table

for types: M04, M05, E12, C12 and C12 PLUS
with diameter 45 mm (R), with diameter 58 mm (L)

Number of arms	Width (m)	2 m		2,5 m		3 m		3,5 m		4 m		4,5 m		5 m	
		Ø R	Ø L	Ø R	Ø L	Ø R	Ø L	Ø R	Ø L	Ø R	Ø L	Ø R	Ø L	Ø R	Ø L
2	3	30	50	30	50	30	/	40	/	50	50	50	50	50	50
2	4,5	30	50	30	50	40	/	40	/	50	50	50	50	50	50
2	6	30	50	40	50	40	/	40	/	50	50	50	50	50	50
3	4,5	40	50	40	50	50	50	50	60	/	80	/	80	/	80
3	6	40	50	40	50	50	50	50	60	/	80	/	80	/	80
3	7,5	40	50	40	50	50	50	50	60	/	80	/	80	/	80
4	6	50	60	50	60	/	60	/	80	/	120	/	120	/	120
4	7,5	50	60	50	60	/	60	/	80	/	120	/	120	/	120
4	9	50	60	50	60	/	60	/	80	/	120	/	120	/	120

Drive torque (Nm) depends on the drop length (m)

Assumption: 78 mm shaft Ø
20° drop angle

Becker does not accept any responsibility for the accuracy of information. Due to the wide range of different brands/models and the corresponding variety in drive power requirements, the Nm data provided are non-binding and intended as a guideline only.

Function matrix

	Mechanical limit switching					Electronic limit switching						
	M04			M05		E12			E23	E33	E16	
Type (tube diameter) in mm	P (Ø35)	R (Ø45)	L (Ø58)	R (Ø45)	L (Ø58)	P (Ø35)	R (Ø45)	L (Ø58)	L (Ø58)	R (Ø45)	R (Ø45)	L (Ø58)
Torque in Nm	5-13	8-50	44-120	12-50	50-120	5-9	8-50	50-120	70-100	20-40	8-40	50-120
Speed in 1/min	9-30	11-17	11-17	11-17	11-17	16-30	11-17	11-17	11-17	17	17	11-17
Pluggable connection cable	×	×	×	/	/	×	×	×	×	×	×	×
Conformity mark	CE, VDE, NF, CCC, UKCA	CE, VDE, NF, CCC, UKCA	CE, VDE, NF, CCC, UKCA	CE, VDE, NF, CCC, UKCA	CE, VDE, NF, CCC, UKCA	CE, VDE, NF, CCC, UKCA	CE, VDE, NF, CCC, UKCA	CE, VDE, NF, CCC, UKCA	CE/UKCA	CE, VDE, NF, CCC	CE, VDE, NF, CCC, UKCA	CE, VDE, NF, CCC, UKCA
Setting of limit positions												
On the drive head	×	×	×	×	×	×	×	×	×	×	/	/
With adjusting cable	/	/	/	/	/	×	×	×	×	×	×	×
With radio transmitter	/	/	/	/	/	/	/	/	/	/	/	/
Extended point to retracted point	×	×	×	×	×	×	×	×	×	/	/	/
Extended point to retracted stop	/	/	/	/	/	×	×	×	/	×	/	/
Retracted stop to freely programmable locking	/	/	/	/	/	/	/	/	/	/	×	×
Additional functions												
AutoInstall	/	/	/	/	/	×	×	×	/	×	/	/
Intelligent installation management	/	/	/	/	/	×	×	×	/	×	×	×
Automatic fabric stretching (conservatory awning)	/	/	/	/	/	×	×	×	×	×	/	/
Fabric untensioning	/	/	/	/	/	×	×	×	/	×	/	/
Automatic shading solution length adjustment	/	/	/	/	/	×	×	×	/	×	×	×
Blockage detection during retraction	/	/	/	/	/	×	×	×	×	×	×	×
Higher closing force for cassette awnings	/	/	/	/	/	×	×	×	/	×	/	/
Soft upper stop	/	/	/	/	/	×	×	×	/	/	×	×
Supports parallel connection without isolating relay	/	/	/	/	/	×	×	×	×	×	×	×

Sun protection drives

Function matrix

	Electronic limit switching		Integrated radio receiver			Integrated radio receiver					
	E18		C33	C16		C12 PLUS			C18 PLUS		C23 PLUS
	P (Ø 35)	R (Ø45)	R (Ø45)	R (Ø45)	L (Ø58)	P (Ø35)	R (Ø45)	L (Ø58)	P (Ø 35)	R (Ø 45)	L (Ø58)
Type (tube diameter) in mm											
Torque in Nm	5–9	8–40	20–40	8–40	50–120	5–9	8–50	50–120	5–9	8–40	70–100
Speed in 1/min	16–30	17	17	17	11–17	16–30	11–17	11–17	16–30	17	11–17
Pluggable connection cable	✗	✗	✗	✗	✗	✗	✗	✗	✗	✗	✗
Conformity mark	CE, VDE, NF, CCC	CE, VDE, NF, CCC	CE, VDE, NF, CCC	CE, VDE, NF, CCC	CE, VDE, NF, CCC	CE, VDE, NF	CE, VDE, NF	CE, VDE, NF	CE, VDE, NF	CE, VDE, NF	CE
Setting of limit positions											
On the drive head	✗	✗									
With adjusting cable	✗	✗	✗	✗	✗	✗	✗	✗	✗	✗	✗
With radio transmitter			✗	✗	✗	✗	✗	✗	✗	✗	✗
Extended point to retracted point	✗	✗		✗	✗	✗	✗	✗	✗	✗	✗
Extended point to retracted stop	✗	✗	✗			✗	✗	✗	✗	✗	
Retracted stop to freely programmable locking				✗	✗						
Additional functions											
AutoInstall	✗	✗	✗			✗	✗	✗	✗	✗	
Intelligent installation management	✗	✗	✗	✗	✗	✗	✗	✗	✗	✗	
Automatic fabric stretching (conservatory awning)			✗			✗	✗	✗			✗
Fabric untensioning	✗	✗	✗			✗	✗	✗	✗	✗	
Automatic shading solution length adjustment	✗	✗	✗	✗	✗	✗	✗	✗	✗	✗	
Blockage detection during retraction	✗	✗	✗	✗	✗	✗	✗	✗	✗	✗	✗
Higher closing force for cassette awnings			✗			✗	✗	✗			
Soft upper stop	✗	✗		✗	✗	✗	✗	✗	✗	✗	
Supports parallel connection without isolating relay	✗	✗	✗	✗	✗	✗	✗	✗	✗	✗	✗

Control units

Wired control units

EasyControl EC41	74
EasyControl EC61S und EC61P	74
EasyControl EC62S und EC62P	74
EasyControl EC71S und EC71P	76
Universal key switch	76
Toggle switch/button	78
UnitControl UC42	78
UnitControl UC45	78
Separation relay TR1	80
Multi-control relay	80
Impulse relay	80
Direct current control GS2	82
Timer U26	82
SensorControl SC71	84
SensorControl SC81	84

SMI control units

KNX/SMI actuator	86
USB-SMI-Tool	86

Radio control unit

Hand-held transmitter Micro 2-channel	88
Hand-held transmitter Mini 1-channel	88
Hand-held transmitter Mini 4-channel	88
Hand-held transmitter Maxi 1-channel	90
Hand-held transmitter Maxi 4-channel	90

Radio control unit Centronic

EasyControl EC411-III	92
EasyControl EC415-III	92
MemoControl MC411-III	92
EasyControl EC141-II	94
EasyControl EC145-II	94
EasyControl EC241-II	94
EasyControl EC245-II	96
EasyControl EC541-II	96

Radio control unit Centronic

EasyControl EC545-II	96
EasyControl EC5410-II	98
MemoControl MC441-II	98
EasyControl EC513	100
VarioControl VC421-II	100
SensorControl SC431-II	100
SunWindControl SWC241-II	102
SunWindControl SWC245-II	102
SunWindControl SWC441-II	104
SunWindControl SWC442-II	104
SunWindControl SWC445-II	106
VarioControl VC180-II	106
VarioControl VC280-II	106
VarioControl VC220	108
VarioControl VC220h	108
VarioControl VC320	108
VarioControl VC210	110
VarioControl VC210S	110
VarioControl VC310	112
VarioControl VC470-II	114
SensorControl SC211-II	114
SunWindControl SWC510	116
SensorControl SC561	116
SensorControl SC711	118
SensorControl SC811	118
SensorControl SC861	120
SensorControl SC911	120
SunVarioControl SVS241-II	122
SunWindSet SWS241-II	122
SunWindSet SWS441-II	124
SunWindSet SWS541-II	124
SunWindSet SWS641-II	126
Beck-O-Tronic 6	128

Radio control unit CentronicPLUS

EasyControl EC541 PLUS, EC548 PLUS, EC5416 PLUS	130
VarioControl VC420 PLUS	132
VarioControl VC520 PLUS	132
LightControl LC120 PLUS	134
VarioControl VC421 PLUS	134
SunWindControl SWC541 PLUS, SWC548 PLUS, SWC5416 PLUS	136
VarioControl VC470 PLUS	138
SensorControl SC811 PLUS	138
SensorControl SC911 PLUS	140
SunWindSet SWS441 PLUS	142
SunWindSet SWS541 PLUS	142

Central radio control units

CentralControl CC41	144
USB radio sticks	144
homee	146

Radio control unit DECT

FRITZ!DECT 400	148
FRITZ!DECT 440	148

Accessories 150

Overviews 154

Becker is your partner for energy efficiency. That's what our energy seal stands for.

SUSTAINABLE

by  **BECKER**

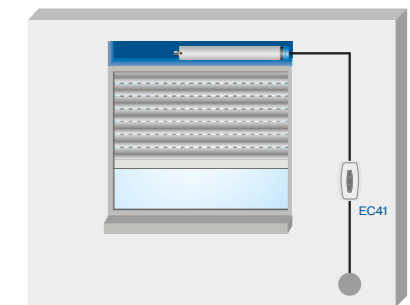
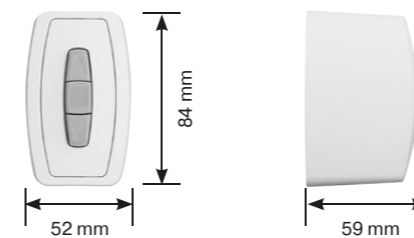
EasyControl EC41

Switch/button



- Outputs interlocked with each other
- Complete with surface-mounted housing
- Function between button and switch switchable
- Slim surface-mounted housing

Item no. 4030 000 003 0	
Colour	White
Rated voltage	230 V/AC / 50 Hz
Switching current	6 A / 230 V/AC bei $\cos \varphi = 1$
Degree of protection	IP20
Class of protection	II
Permissible ambient temperature	0 to +55 °C
Type of mounting	Surface-mounted
RRP €/pc. incl. VAT.	15,90



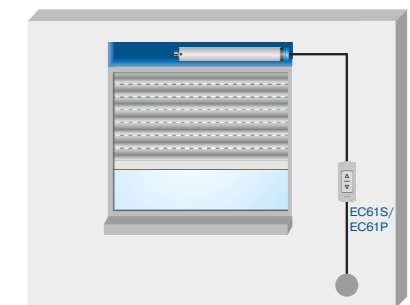
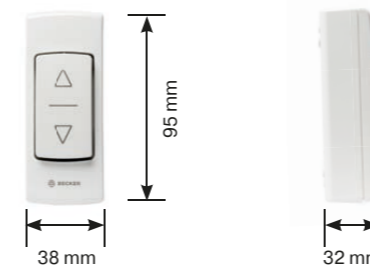
EasyControl EC61S und EC61P

Switch/button




- Outputs interlocked with each other
- Complete with surface-mounted housing
- Slim surface-mounted housing

EC61S Item no. 4030 000 007 0 (Switch)	
EC61P Item no. 4030 000 008 0 (Button)	
Colour	White
Rated voltage	230 V/AC / 50 Hz
Switching current	10 A
Degree of protection	IP20
Class of protection	II
Permissible ambient temperature	-10 to +50 °C
Type of mounting	Surface-mounted
RRP €/pc. incl. VAT.	30,50



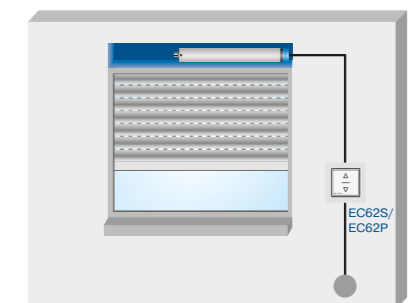
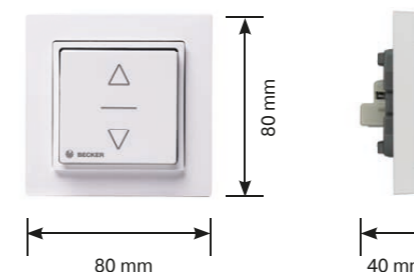
EasyControl EC62S und EC62P

Switch/button



- Outputs interlocked with each other
- 1-pole
- Complete with frame
- Can be fitted into any flush-mounted device socket with 58 mm diameter according to DIN EN 49073 / DIN EN 60670
- Can be integrated into switch ranges from many manufacturers
- Defined drive commands possible

EC62S Item no. 4030 000 005 0 (Switch)	
EC62P Item no. 4030 000 006 0 (Button)	
Colour	White
Rated voltage	230 V/AC / 50 Hz
Switching current	10 A
Degree of protection	IP20
Class of protection	II
Permissible ambient temperature	-10 to +50 °C
Type of mounting	Device box according to DIN EN 49073 / DIN EN 60670
RRP €/pc. incl. VAT.	27,70



Wired control units

EasyControl EC71S und EC71P

Switch/button



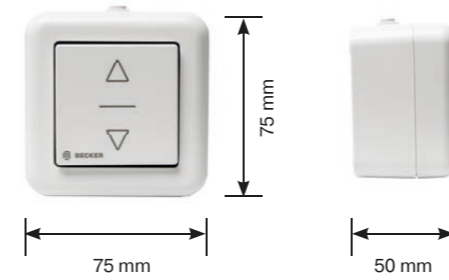
- Outputs interlocked with each other
- 1-pole
- Complete with surface-mounted housing
- Defined drive commands possible

EC71S Item no. 4030 000 009 0 (Switch)

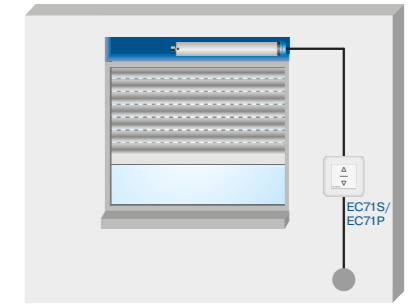
EC71P Item no. 4030 000 010 0 (Button)

Colour	White
Rated voltage	230 V/AC/50 Hz
Switching current	10 A
Degree of protection	IP44
Class of protection	II
Permissible ambient temperature	-10 to +50 °C
Type of mounting	Surface-mounted
RRP €/pc. incl. VAT.	35,00

Dimensions



Functional principle – typical wiring diagrams



Universal key switch

For operating drives or control units in the UP and DOWN directions




- Outputs interlocked with each other
- 1-pole
- Complete with surface-mounted housing
- Latching / momentary 1-side or 2-side
- With profile semi-cylinder
- 3 keys included in each case

Item no. 4901 000 100 0 (random keys)

Item no. 4901 000 200 0 (common keys)

Colour	Grey
Rated voltage	230 V/AC/50 Hz
Switching current	16 A
Degree of protection	IP54
Class of protection	II
Permissible ambient temperature	-30 to +50 °C
Type of mounting	Surface-mounted
RRP €/pc. incl. VAT.	58,00



Toggle switch/button

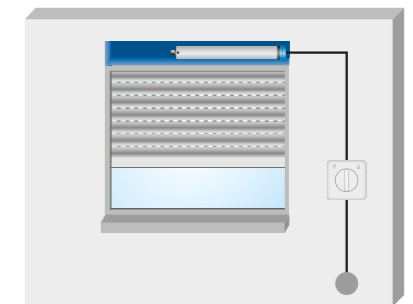
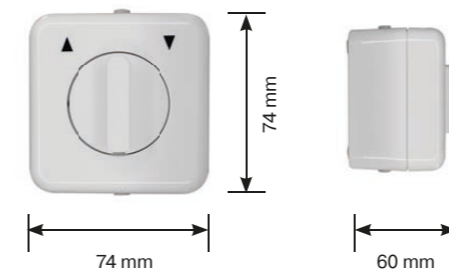
For operating drives or control units in the UP and DOWN directions



- Outputs interlocked with each other
- 2-pole
- Complete with surface-mounted housing

Item no. 4901 000 142 0

Colour	Grey
Rated voltage	230 V/AC/50 Hz
Switching current	10 A
Degree of protection	IP44
Class of protection	II
Permissible ambient temperature	-10 to +50 °C
Type of mounting	Surface-mounted
RRP €/pc. incl. VAT.	39,00



Toggle switch/button


For operating drives or control units in the UP and DOWN directions



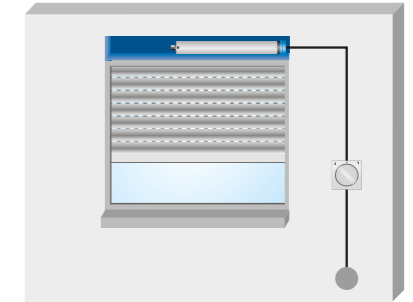
- Outputs interlocked with each other
- 1-pole
- Complete with surface-mounted housing

Item no. 4901 000 253 0	
Colour	White
Rated voltage	230 V/AC / 50 Hz
Switching current	10 A
Degree of protection	IP20
Class of protection	II
Permissible ambient temperature	-10 to +50 °C
Type of mounting	Surface-mounted
RRP €/pc. incl. VAT.	17,00

Dimensions




Functional principle – typical wiring diagrams



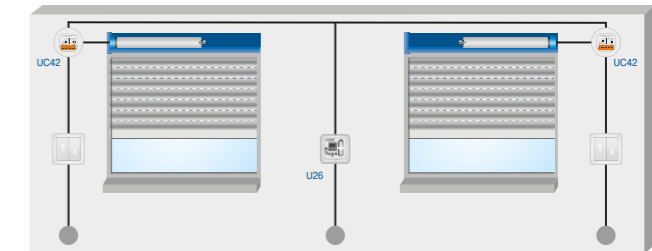

UnitControl UC42

Single and group control unit



- Single, group or central control unit
- Timers and sun protection controls can be integrated upstream
- Can be fitted into any flush-mounted device socket with 58 mm diameter according to DIN EN 49073 / DIN EN 60670
- Can be combined with any switch range
- Defined drive commands possible

Item no. 4031 000 003 0	
Colour	Grey
Rated voltage	230 V/AC / 50 Hz
Switching current	μ 5A / 230V / AC $\cos \Phi = 1$
Degree of protection	IP30
Class of protection	II
Permissible ambient temperature	-40 to +70 °C
Type of mounting	Device box according to DIN EN 49073 / DIN EN 60670
RRP €/pc. incl. VAT.	86,00



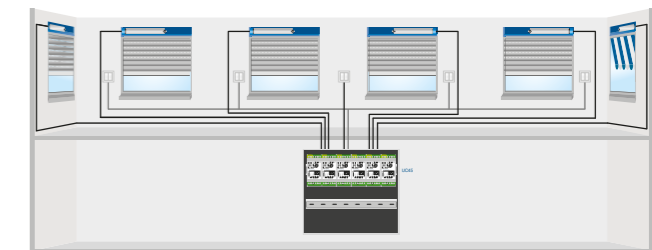

UnitControl UC45

Single, group and central control unit for switch cabinet mounting




- Single, group or central control unit
- Timers and sun protection controls can be integrated upstream
- Can be combined with any switch range
- Defined drive commands possible

Item no. 4031 000 004 0	
Colour	White
Rated voltage	230 V/AC / 50 Hz
Switching current	μ 5A / 230V / AC $\cos \Phi = 1$
Degree of protection	IP30
Class of protection	II
Permissible ambient temperature	-40 to +70 °C
Type of mounting	DIN rail
RRP €/pc. incl. VAT.	93,00



Separation relay TR1

For parallel connection of drives with mechanical limit switching

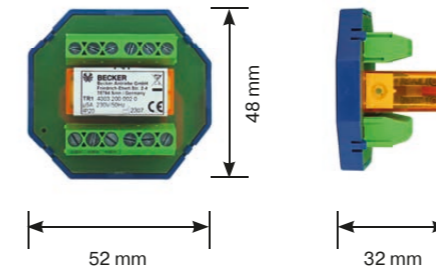


- 1 isolating relay is needed for each drive
- Timers and sun protection controls can be integrated upstream
- Can be combined with any switch range

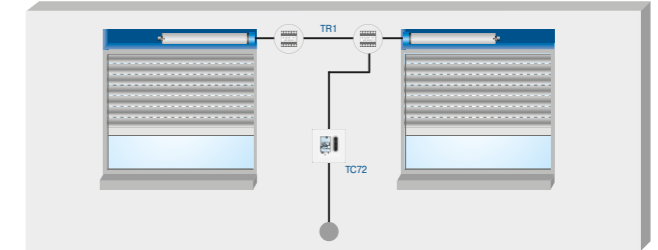
Item no. 4003 200 002 0

Colour	Blue
Rated voltage	230 V/AC / 50 Hz
Switching current	5 A
Degree of protection	IP20
Class of protection	II
Permissible ambient temperature	-10 to +70 °C
Type of mounting	Device box according to DIN EN 49073 / DIN EN 60670
RRP €/pc. incl. VAT.	51,00

Dimensions



Functional principle – typical wiring diagrams



Multi-control relay

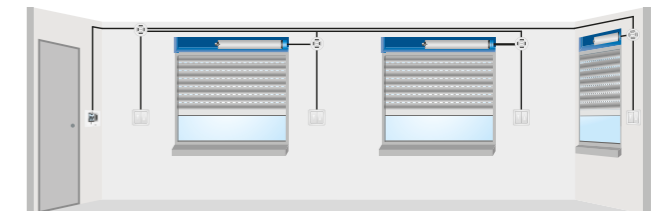

For parallel connection of two drives with mechanical limit switching



- For operating max. 2 drives with mechanical or several drives with electronic limit switching
- Timers and sun protection controls can be integrated upstream
- Can be fitted into any flush-mounted device socket with 58 mm diameter according to DIN EN 49073 / DIN EN 60670
- Installation behind the operator control in any deep flush-mounted switch box possible

Item no. 4906 000 110 0

Colour	Black
Rated voltage	230 V/AC / 50 Hz
Degree of protection	IP20
Class of protection	II
Permissible ambient temperature	0 to +55 °C
Type of mounting	Device box according to DIN EN 49073 / DIN EN 60670
RRP €/pc. incl. VAT.	64,00



Impulse relay

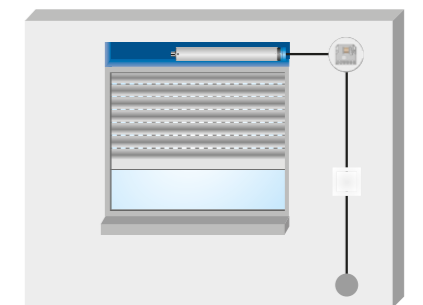

For operating drives using a 1-way push-button



- Can be fitted into any flush-mounted device socket with 58 mm diameter according to DIN EN 49073 / DIN EN 60670
- Installation behind the operator control in any deep flush-mounted switch box possible
- Can be combined with any switch range
- Can be operated in UP, STOP and DOWN step sequence

Item no. 4906 000 105 0

Rated voltage	230 V/AC / 50 Hz
Degree of protection	IP20
Class of protection	II
Permissible ambient temperature	-10 to +40 °C
Type of mounting	Device box according to DIN EN 49073 / DIN EN 60670
RRP €/pc. incl. VAT.	53,00



Direct current control GS2

For operating DC drives




- Outputs interlocked with each other
- Pushbutton input UP/DOWN
- Defined drive commands possible
- External battery can be connected
- In plastic housing

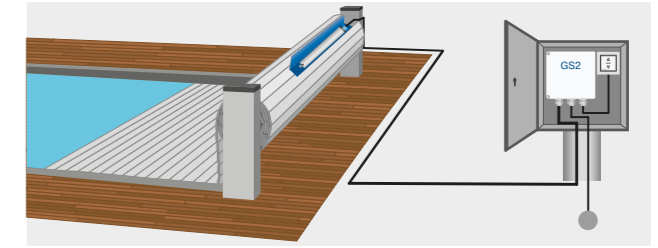
Item no. 4007 000 016 0

Colour	Grey
Rated voltage	230 V / 50 Hz
Switching current	7,5 A / 24 V
Degree of protection	IP65
Class of protection	I
Permissible ambient temperature	-25 to +40 °C
Type of mounting	Surface-mounted
RRP €/pc. incl. VAT.	379,00

Dimensions



Functional principle – typical wiring diagrams



Timer U26

Timer



Lichtsensor LS26

- Switching times not lost in the event of power failure
- Daily or weekly program can be programmed
- Holiday function can be activated
- Shade and twilight function
- Preprogrammed date, time and switching time function
- Adjustable ventilation slots
- Large, easy-to-read display
- Changing between manual and automatic mode possible on the operating device directly
- Can be fitted into any flush-mounted device socket with 58 mm diameter according to DIN EN 49073 / DIN EN 60670

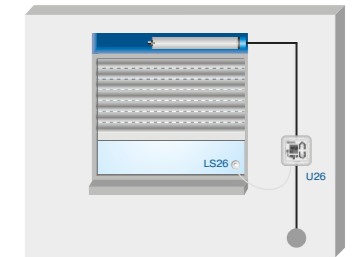
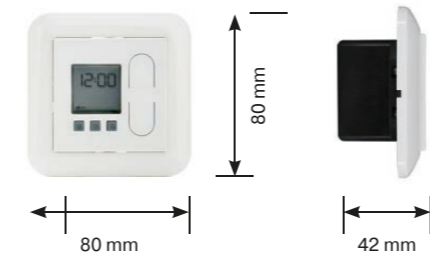
Item no. 4906 270 000 0

Colour	Grey
Rated voltage	230 V/AC/50 Hz
Switching current	μ 5A / 230V / AC cos Φ = 1
Degree of protection	IP30
Class of protection	II
Permissible ambient temperature	-40 to +70 °C
Type of mounting	Device box according to DIN EN 49073 / DIN EN 60670
RRP €/pc. incl. VAT.	86,00

Note: Accessory parts for U26 can be found on page 150

Item no. 4906 262 002 0 (2 m cable)

Item no. 4906 265 001 0 (5 m cable)



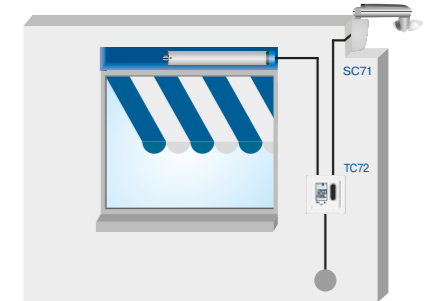

SensorControl SC71

Wind sensor



- Suitable for outdoor installation
- Adjustable sensor foot for optimum mounting

Item no. 4033 000 018 0	
Colour	Grey
Rated voltage	5 V
Degree of protection	IP44
Class of protection	II
Permissible ambient temperature	-25 to +55 °C
Type of mounting	Surface-mounted
RRP €/pc. incl. VAT.	153,00



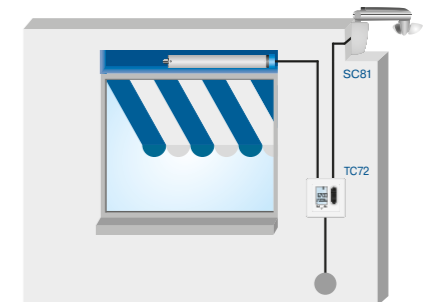
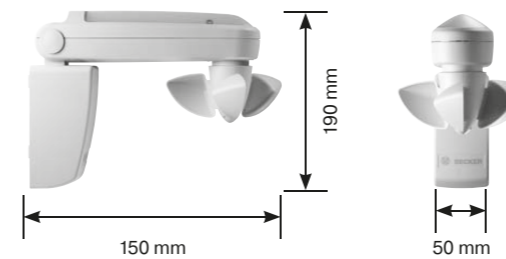
SensorControl SC81

Sun wind sensor



- Suitable for outdoor installation
- Adjustable sensor foot for optimum mounting

Item no. 4033 000 019 0	
Colour	Grey
Rated voltage	5 V
Degree of protection	IP44
Class of protection	II
Permissible ambient temperature	-25 to +55 °C
Type of mounting	Surface-mounted
RRP €/pc. incl. VAT.	166,00



KNX/SMI actuator

Intelligent interface between KNX installations and SMI bus systems

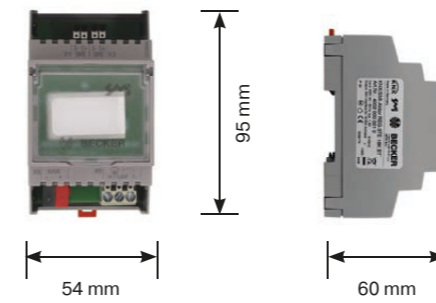


- Enables the scan of key IDs of all connected devices
- Parallel operation of up to 16 drives possible
- Automatic switch-off of the outputs saves standby consumption of the drives
- Commissioning, configuration and operation possible via free app
- Status LED on the device

Item no. 4002 000 001 0

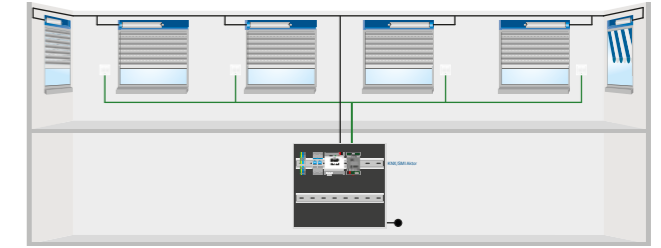
Colour	Grey
Rated voltage	230 V/AC / 50 Hz
Degree of protection	IP30
Class of protection	II
Permissible ambient temperature	0 to +50 °C
Type of mounting	DIN rail
RRP €/pc. incl. VAT.	675,00

Dimensions



Scan here to
download the SMI app

Functional principle – typical wiring diagrams



USB-SMI-Tool

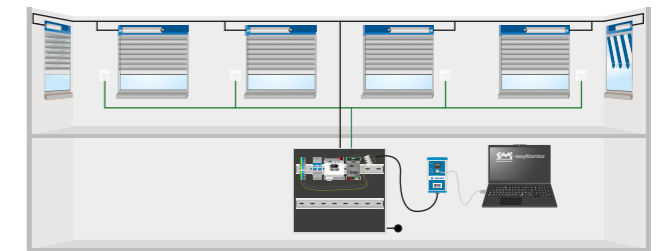
For commissioning and analysis of SMI systems



- Enables the scan of key IDs of all connected devices
- Enables identification of the manufacturer codes
- Assignment of a slave address

Item no. 4002 000 004 0

Colour	Grey
Rated voltage	230 V/AC / 50 Hz
Degree of protection	IP20
Class of protection	II
Type of mounting	Handheld device
RRP €/pc. incl. VAT.	266,00



Radio control unit

Hand-held transmitter Micro 2-channel

For controlling door control units and external radio remote controls




- Channels can be controlled independently from one another
- Integrated transmission pilot lights
- Metal ring for attachment to key ring
- Can be operated in UP, STOP and DOWN step sequence
- Defined drive commands possible


Item no. 4905 580 002 0

Colour	Blue
Rated voltage	3 V DC
Battery type	CR 2032
Degree of protection	IP20
Class of protection	III
Permissible ambient temperature	-20 to +60 °C
Radio frequency	433 MHz
RRP €/pc. incl. VAT.	58,00

Dimensions



Functional principle – typical wiring diagrams



Hand-held transmitter Mini 1-channel


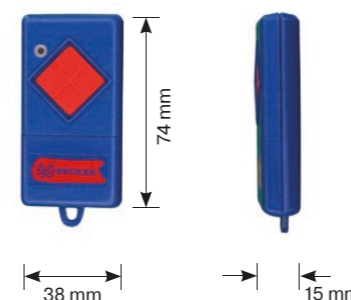
For controlling door control units and external radio remote controls



- Integrated transmission pilot lights
- Can be operated in UP, STOP and DOWN step sequence
- Defined drive commands possible

Item no. 4905 500 001 0

Colour	Blue
Rated voltage	12 V DC
Battery type	V23GA
Degree of protection	IP20
Class of protection	III
Permissible ambient temperature	-20 to +60 °C
Radio frequency	40 MHz
RRP €/pc. incl. VAT.	66,00



Hand-held transmitter Mini 4-channel


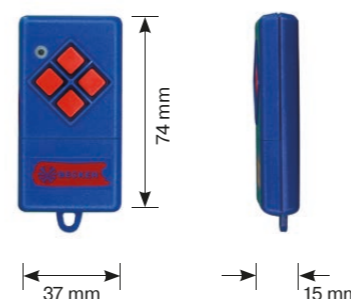
For controlling door control units and external radio remote controls



- Channels can be controlled independently from one another
- Integrated transmission pilot lights
- Can be operated in UP, STOP and DOWN step sequence
- Defined drive commands possible

Item no. 4905 500 004 0

Colour	Blue
Rated voltage	12 V DC
Battery type	V23GA
Degree of protection	IP20
Class of protection	III
Permissible ambient temperature	-20 to +60 °C
Radio frequency	40 MHz
RRP €/pc. incl. VAT.	87,00



Radio control unit

Dimensions

Functional principle – typical wiring diagrams

Hand-held transmitter Maxi 1-channel



For controlling door control units and external radio remote controls



- Integrated transmission pilot lights
- Can be operated in UP, STOP and DOWN step sequence
- Defined drive commands possible

Item no. 4905 530 001 0

Colour	Blue
Rated voltage	9 V DC
Battery type	9 V block 6LR61
Degree of protection	IP20
Class of protection	III
Permissible ambient temperature	-20 to +60 °C
Radio frequency	40 MHz
RRP €/pc. incl. VAT.	69,00



Hand-held transmitter Maxi 4-channel



For controlling door control units and external radio remote controls



- Channels can be controlled independently from one another
- Integrated transmission pilot lights
- Can be operated in UP, STOP and DOWN step sequence
- Defined drive commands possible

Item no. 4905 530 004 0

Colour	Blue
Rated voltage	9 V DC
Battery type	9 V block 6LR61
Degree of protection	IP20
Class of protection	III
Permissible ambient temperature	-20 to +60 °C
Radio frequency	40 MHz
RRP €/pc. incl. VAT.	92,00



Radio control unit Centronic

Dimensions

Functional principle – typical wiring diagrams

EasyControl EC411-III

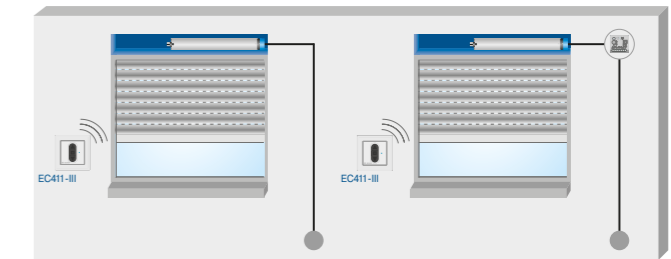
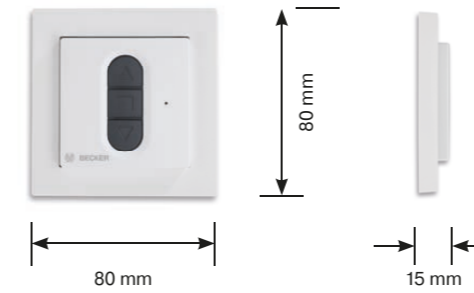
1-channel wall transmitter



- Enables the programming of two intermediate positions
- Single, group or central control unit
- Complete with frame
- Integrated transmission pilot lights
- Can be integrated into switch ranges from many manufacturers
- Defined drive commands possible

Item no. 4034 000 048 0

Colour	White
Rated voltage	3 V
Battery type	CR 2430
Degree of protection	IP20
Class of protection	III
Permissible ambient temperature	-10 to +55 °C
Type of mounting	Wall-mounted device
Radio frequency	868,3 MHz
RRP €/pc. incl. VAT.	93,00



EasyControl EC415-III


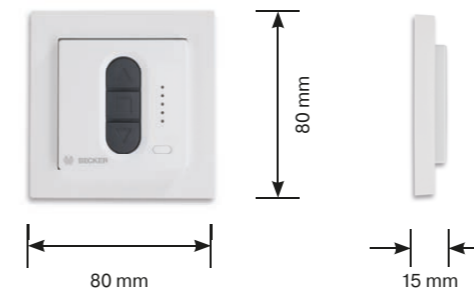
5-channel wall transmitter



- Enables the programming of two intermediate positions per channel
- Single, group or central control unit
- Complete with frame
- Integrated transmission pilot lights
- Can be integrated into switch ranges from many manufacturers
- Defined drive commands possible

Item no. 4034 000 049 0

Colour	White
Rated voltage	3 V
Battery type	CR 2430
Degree of protection	IP20
Class of protection	III
Permissible ambient temperature	-10 to +55 °C
Type of mounting	Wall-mounted device
Radio frequency	868,3 MHz
RRP €/pc. incl. VAT.	111,00



MemoControl MC411-III

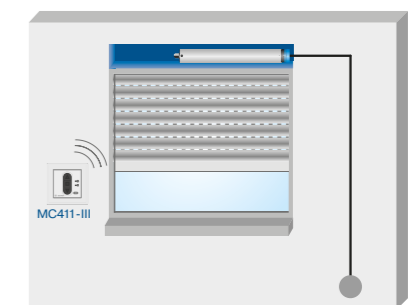
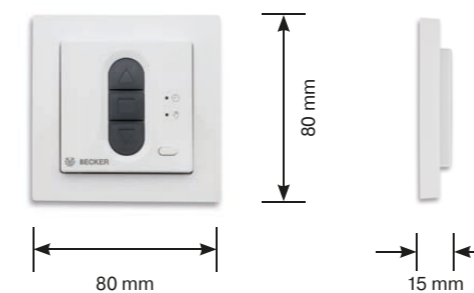
1-channel wall transmitter



- Enables the programming of two intermediate positions per channel
- Single, group or central control unit
- Enables the programming of one memory time each for the up and down direction
- Complete with frame
- Integrated transmission pilot lights
- Changing between manual and automatic mode possible on the operating device directly
- Can be integrated into switch ranges from many manufacturers
- Defined drive commands possible

Item no. 4034 000 050 0

Colour	White
Rated voltage	3 V
Battery type	CR 2430
Degree of protection	IP20
Class of protection	III
Permissible ambient temperature	-10 to +55 °C
Type of mounting	Wall-mounted device
Radio frequency	868,3 MHz
RRP €/pc. incl. VAT.	111,00



Radio control unit Centronic

Dimensions

Functional principle – typical wiring diagrams

EasyControl EC141-II


Key ring hand-held transmitter with defined drive commands



- Enables the programming of two intermediate positions
- Single, group or central control unit
- Integrated transmission pilot lights
- Metal ring for attachment to key ring
- Defined drive commands possible

Item no. 4034 000 225 1

Colour	Black
Rated voltage	3 V
Battery type	CR 2032
Degree of protection	IP20
Class of protection	III
Permissible ambient temperature	-10 to +55 °C
Type of mounting	Handheld device
Radio frequency	868,3 MHz
RRP €/pc. incl. VAT.	52,00



EasyControl EC145-II


Key ring hand-held transmitter with defined drive commands



- Enables the programming of two intermediate positions per channel
- Single, group or central control unit
- Channels can be controlled independently from one another
- Integrated transmission pilot lights
- Metal ring for attachment to key ring
- Defined drive commands possible

Item no. 4034 000 226 1

Colour	Black
Rated voltage	3 V
Battery type	CR 2032
Degree of protection	IP20
Class of protection	III
Permissible ambient temperature	-10 to +55 °C
Type of mounting	Handheld device
Radio frequency	868,3 MHz
RRP €/pc. incl. VAT.	61,00



EasyControl EC241-II

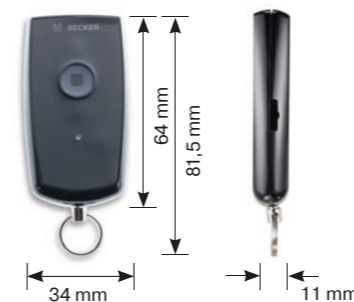
Key ring hand-held transmitter with UP STOP DOWN step sequence



- Single, group or central control unit
- Integrated transmission pilot lights
- Metal ring for attachment to key ring
- Can be operated in UP, STOP and DOWN step sequence

Item no. 4034 000 227 1

Colour	Black
Rated voltage	3 V
Battery type	CR 2032
Degree of protection	IP20
Class of protection	III
Permissible ambient temperature	-10 to +55 °C
Type of mounting	Handheld device
Radio frequency	868,3 MHz
RRP €/pc. incl. VAT.	49,00



Radio control unit Centronic

Dimensions

Functional principle – typical wiring diagrams

EasyControl EC245-II

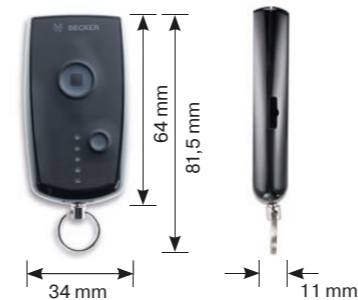
Key ring hand-held transmitter with UP STOP DOWN step sequence



- Single, group or central control unit
- Channels can be controlled independently from one another
- Integrated transmission pilot lights
- Metal ring for attachment to key ring
- Can be operated in UP, STOP and DOWN step sequence

Item no. 4034 000 228 1

Colour	Black
Rated voltage	3 V
Battery type	CR 2032
Degree of protection	IP20
Class of protection	III
Permissible ambient temperature	-10 to +55 °C
Type of mounting	Handheld device
Radio frequency	868,3 MHz
RRP €/pc. incl. VAT.	56,00



EasyControl EC541-II

1-channel hand-held transmitter

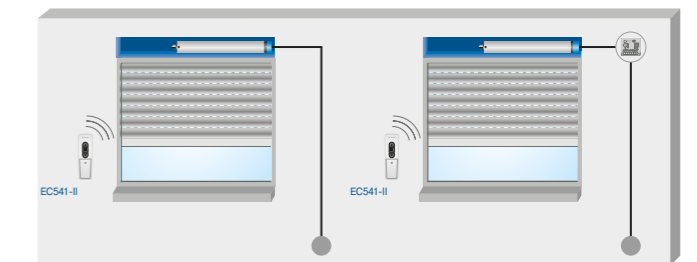


- Enables the programming of two intermediate positions
- Single, group or central control unit
- Integrated transmission pilot lights
- Rear labelling field
- Defined drive commands possible

Item no. 4034 000 201 0 (White)

Item no. 4034 000 201 1 (Black)

Colour	White/Black
Rated voltage	3 V
Battery type	CR 2430
Degree of protection	IP20
Class of protection	III
Permissible ambient temperature	-10 to +55 °C
Type of mounting	Handheld device
Radio frequency	868,3 MHz
RRP €/pc. incl. VAT.	96,00



EasyControl EC545-II

5-channel hand-held transmitter



- Enables the programming of two intermediate positions per channel
- Single, group or central control unit
- Channels can be controlled independently from one another
- Integrated transmission pilot lights
- Rear labelling field
- Defined drive commands possible

Item no. 4034 000 202 0 (White)

Item no. 4034 000 202 1 (Black)

Colour	White/Black
Rated voltage	3 V
Battery type	CR 2430
Degree of protection	IP20
Class of protection	III
Permissible ambient temperature	-10 to +55 °C
Type of mounting	Handheld device
Radio frequency	868,3 MHz
RRP €/pc. incl. VAT.	139,00



EasyControl EC5410-II

10-channel hand-held transmitter




- Enables the programming of two intermediate positions per channel
- Single, group or central control unit
- Channels can be controlled independently from one another
- Integrated transmission pilot lights
- Easy-to-read 10-channel display with 3-colour LEDs
- Rear labelling field
- Defined drive commands possible

Item no. 4034 000 203 0 (White)

Item no. 4034 000 203 1 (Black)

Colour	White/Black
Rated voltage	3 V
Battery type	CR 2430
Degree of protection	IP20
Class of protection	III
Permissible ambient temperature	-10 to +55 °C
Type of mounting	Handheld device
Radio frequency	868,3 MHz
RRP €/pc. incl. VAT.	157,00



MemoControl MC441-II

1-channel wall transmitter with memory function

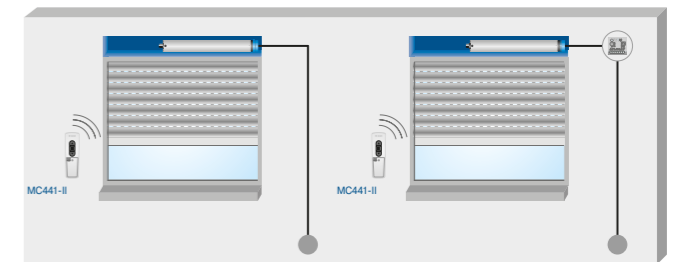


- Enables the programming of two intermediate positions
- Single, group or central control unit
- Enables the programming of one memory time each for the up and down direction
- Integrated transmission pilot lights
- Changing between manual and automatic mode possible on the operating device directly
- Rear labelling field
- Defined drive commands possible

Item no. 4034 000 204 0 (White)

Item no. 4034 000 204 1 (Black)

Colour	White/Black
Rated voltage	3 V
Battery type	CR 2430
Degree of protection	IP20
Class of protection	III
Permissible ambient temperature	-10 to +55 °C
Type of mounting	Handheld device
Radio frequency	868,3 MHz
RRP €/pc. incl. VAT.	156,00



EasyControl EC513

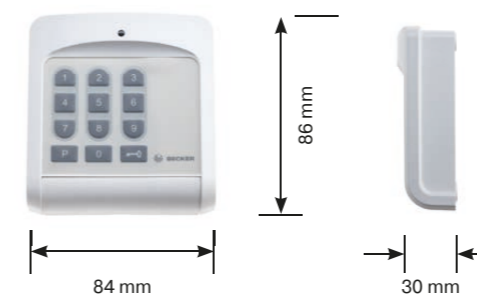
3-Kanal Codesender



- Settings not lost even when battery changed
- Ermöglicht Vergabe individueller Codes
- Integrated transmission pilot lights
- Suitable for outdoor installation
- Defined drive commands possible

Item no. 4034 000 043 0

Colour	White
Rated voltage	3 V
Battery type	AAA
Degree of protection	IP54
Class of protection	III
Permissible ambient temperature	-15 to +60 °C
Type of mounting	Handheld device
Radio frequency	868,3 MHz
RRP €/pc. incl. VAT.	216,00



VarioControl VC421-II

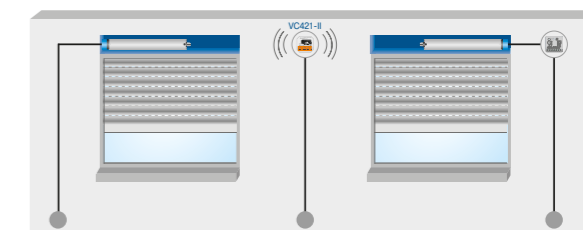
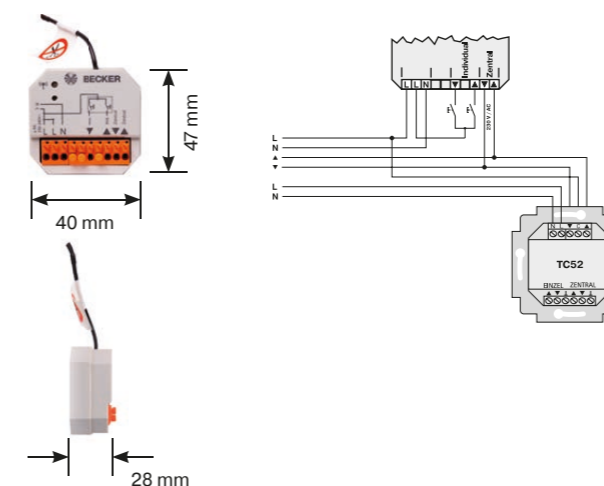
1-channel radio transmitter flush-mounted



- Single, group or central control unit
- Timers and sun protection controls can be integrated upstream
- Ermöglicht die Bedienung von Centronic-Funkprodukten über drahtgebundene Control units anderer Hersteller
- Integrated transmission pilot lights
- Defined drive commands possible

Item no. 4034 000 237 0

Colour	Grey
Rated voltage	230 - 240 V/AC / 50/60 Hz
Degree of protection	IP20
Class of protection	II
Permissible ambient temperature	0 to +55 °C
Type of mounting	Device box according to DIN EN 49073 / DIN EN 60670
Radio frequency	868,3 MHz
RRP €/pc. incl. VAT.	200,00



SensorControl SC431-II



Licht- und Glasbruchsensor Funk



- Single, group or central control unit
- Settings not lost even when battery changed
- Setting the threshold values possible directly on the device
- Integrated transmission pilot lights
- Control button directly on the device
- Changing between manual and automatic mode possible on the operating device directly
- Glasbruchsensor integriert
- Einfache Montage direkt an der Fensterscheibe
- Can be operated in UP, STOP and DOWN step sequence

Item no. 4034 000 205 0

Colour	White
Rated voltage	3 V
Battery type	CR 2032
Degree of protection	IP20
Class of protection	II
Permissible ambient temperature	0 to +55 °C
Type of mounting	Fenstermontage
Radio frequency	868,3 MHz
RRP €/pc. incl. VAT.	193,00



Radio control unit Centronic

Dimensions

Functional principle – typical wiring diagrams

SunWindControl SWC241-II

1-channel hand-held transmitter for setting wind threshold values

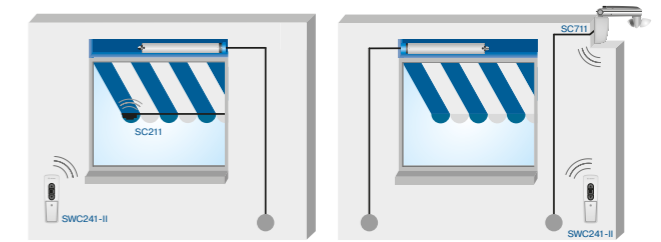


- Enables the programming of two intermediate positions
- Single, group or central control unit
- Setting the threshold values possible directly on the device
- Integrated transmission pilot lights
- Rear labelling field
- Defined drive commands possible

Item no. 4033 000 201 0 (White)

Item no. 4033 000 201 1 (Black)

Colour	White/Black
Rated voltage	3 V
Battery type	CR 2430
Degree of protection	IP20
Class of protection	III
Permissible ambient temperature	-10 to +55 °C
Type of mounting	Handheld device
Radio frequency	868,3 MHz
RRP €/pc. incl. VAT.	144,00



SunWindControl SWC245-II

5-channel hand-held transmitter for setting wind threshold values



- Enables the programming of two intermediate positions per channel
- Single, group or central control unit
- Setting the threshold values possible directly on the device
- Integrated transmission pilot lights
- Automatic mode can be activated/deactivated simultaneously for individual channels or all channels on the operating device directly
- Rear labelling field
- Defined drive commands possible

Item no. 4033 000 213 0 (White)

Item no. 4033 000 213 1 (Black)

Colour	White/Black
Rated voltage	3 V
Battery type	CR 2430
Degree of protection	IP20
Class of protection	III
Permissible ambient temperature	-10 to +55 °C
Type of mounting	Handheld device
Radio frequency	868,3 MHz
RRP €/pc. incl. VAT.	218,00



SunWindControl SWC441-II

1-channel hand-held transmitter for setting sun and wind threshold values

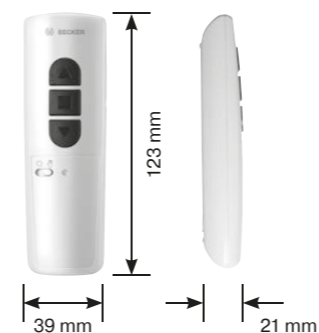


- Enables the programming of two intermediate positions
- Single, group or central control unit
- Setting the threshold values possible directly on the device
- Integrated transmission pilot lights
- Changing between manual and automatic mode possible on the operating device directly
- Rear labelling field
- Defined drive commands possible

Item no. 4033 000 202 0 (White)

Item no. 4033 000 202 1 (Black)

Colour	White/Black
Rated voltage	3 V
Battery type	CR 2430
Degree of protection	IP20
Class of protection	III
Permissible ambient temperature	-10 to +55 °C
Type of mounting	Handheld device
Radio frequency	868,3 MHz
RRP €/pc. incl. VAT.	194,00



SunWindControl SWC442-II

2-channel hand-held transmitter for setting sun and wind threshold values with integrated light button

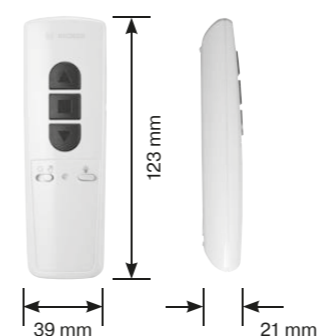


- Enables the programming of two intermediate positions
- Single, group or central control unit
- Channels can be controlled independently from one another
- Setting the threshold values possible directly on the device
- On/off switching and dimming of light sources
- Integrated transmission pilot lights
- Changing between manual and automatic mode possible on the operating device directly
- Rear labelling field
- Light button for additional on/off switching and dimming of lamps and lighting equipment (second channel)
- Defined drive commands possible

Item no. 4033 000 203 0 (White)

Item no. 4033 000 203 1 (Black)

Colour	White/Black
Rated voltage	3 V
Battery type	CR 2430
Degree of protection	IP20
Class of protection	III
Permissible ambient temperature	-10 to +55 °C
Type of mounting	Handheld device
Radio frequency	868,3 MHz
RRP €/pc. incl. VAT.	224,00



SunWindControl SWC445-II

5-channel hand-held transmitter for setting sun and wind threshold values

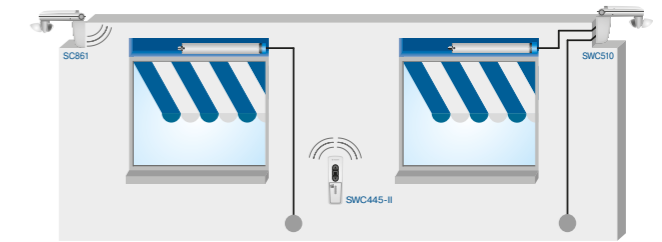


- Enables the programming of two intermediate positions per channel
- Single, group or central control unit
- Setting the threshold values possible directly on the device
- Integrated transmission pilot lights
- Automatic mode can be activated/deactivated simultaneously for individual channels or all channels on the operating device directly
- Rear labelling field
- Defined drive commands possible

Item no. 4033 000 214 0 (White)

Item no. 4033 000 214 1 (Black)

Colour	White/Black
Rated voltage	3 V
Battery type	CR 2430
Degree of protection	IP20
Class of protection	III
Permissible ambient temperature	-10 to +55 °C
Type of mounting	Handheld device
Radio frequency	868,3 MHz
RRP €/pc. incl. VAT.	247,00



VarioControl VC180-II

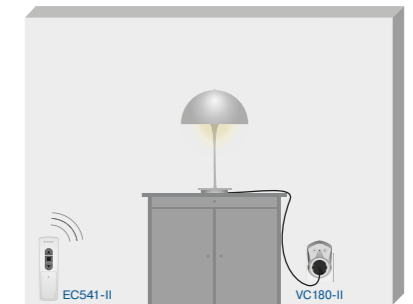
Radio socket



- Integration into Becker CentralControl possible
- Enables reduction of standby current consumption
- Control button directly on the device
- Enables switching of 230 V plug-in devices
- Can be programmed to recognise up to 16 Centronic transmitters

Item no. 4034 000 222 0

Colour	White
Rated voltage	230 – 240 V/AC / 50 Hz
Switching current	μ 10A / 230-240V / AC $\cos \Phi = 1$
Degree of protection	IP20
Class of protection	II
Permissible ambient temperature	-20 to +35 °C
Type of mounting	Socket mounting
Radio frequency	868,3 MHz
RRP €/pc. incl. VAT.	122,00



VarioControl VC280-II

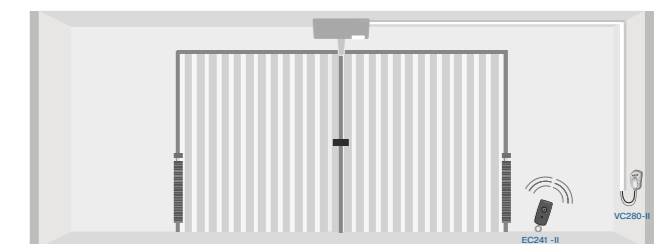

Radio socket with pulse output



- Integration into Becker CentralControl possible
- Control button directly on the device
- Operation of any 230 V door drives with pulse input
- Optional potential-free switching contact
- Can be programmed to recognise up to 16 Centronic transmitters

Item no. 4034 000 223 0

Colour	White
Rated voltage	230 – 240 V/AC / 50 Hz
Potential-free impulse output	U_{max} 42 V, I_{max} 1 A DC
Consumer connection	I_{max} 16 A / 230 – 240 V $\cos \Phi = 1$
Degree of protection	IP20
Class of protection	II
Permissible ambient temperature	-20 to +55 °C
Type of mounting	Socket mounting
Radio frequency	868,3 MHz
RRP €/pc. incl. VAT.	132,00



VarioControl VC220

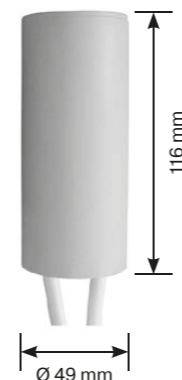
Radio switching and dimming actuator for lighting systems



- Integration into Becker CentralControl possible
- Any two levels of brightness can be programmed
- On/off switching and dimming of light sources
- Special sun protection hand-held transmitter with separate light/dimmer switch available
- Suitable for outdoor installation
- Can be programmed to recognise up to 16 Centronic transmitters

Item no. 4034 000 016 0

Colour	White
Rated voltage	230 V/AC / 50 Hz
Switching current	μ 16A / 230-240V / AC cos Φ = 1
Degree of protection	IP44
Class of protection	II
Permissible ambient temperature	-25 to +55 °C
Type of mounting	Head rail
Radio frequency	868,3 MHz
RRP €/pc. incl. VAT.	431,00



VarioControl VC220h

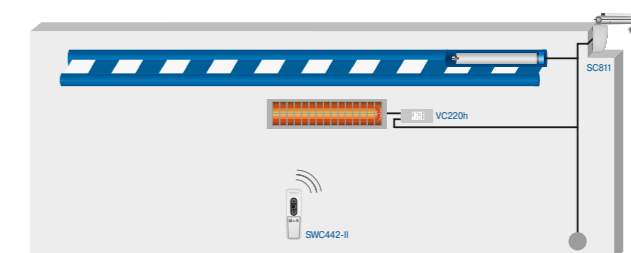
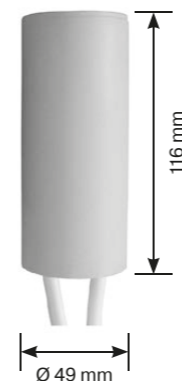
Radio switching actuator for heaters



- Integration into Becker CentralControl possible
- Automatic, time-controlled switch-off of the heating function in two stages at 60/120 min
- Suitable for outdoor installation
- Can be programmed to recognise up to 16 Centronic transmitters

Item no. 4034 000 039 0

Colour	White
Rated voltage	230 V/AC / 50 Hz
Switching current	3000 W cos Φ = 1
Degree of protection	IP44
Class of protection	II
Permissible ambient temperature	-25 to +55 °C
Type of mounting	Head rail
Radio frequency	868,3 MHz
RRP €/pc. incl. VAT.	277,00



VarioControl VC320

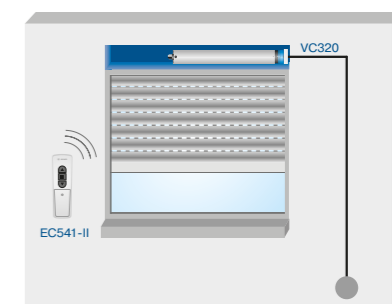
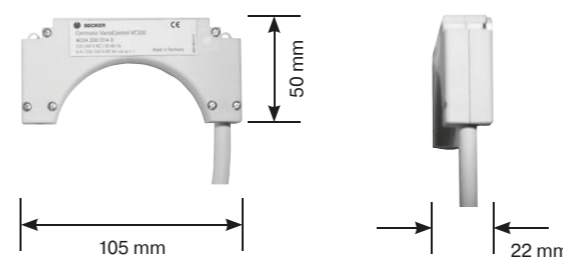
Flush-mounted radio receiver



- Integration into Becker CentralControl possible
- Two intermediate positions can be programmed
- Two memory switching times with daily repetition programmable
- Compact design ideal for mounting in the shutter box
- Defined drive commands possible
- Can be programmed to recognise up to 16 Centronic transmitters

Item no. 4034 000 012 0

Colour	Grey
Rated voltage	230 V/AC / 50 Hz
Switching current	μ 5A / 230V / AC cos Φ = 1
Degree of protection	IP42
Class of protection	II
Permissible ambient temperature	-25 to +55 °C
Type of mounting	In the roller shutter/awning box
Radio frequency	868,3 MHz
RRP €/pc. incl. VAT.	228,00



Radio control unit Centronic

Dimensions

Functional principle – typical wiring diagrams

VarioControl VC210

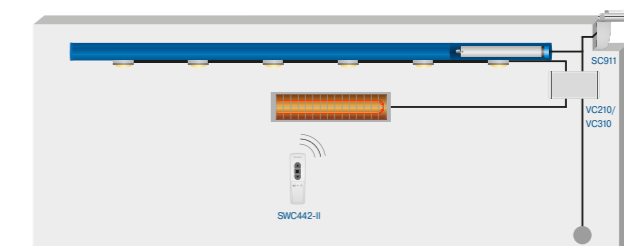
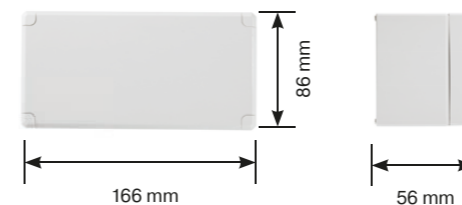
LED dimmer with integrated patio heater switch



- Integration into Becker CentralControl possible
- Two intermediate positions can be programmed
- Any two levels of brightness can be programmed
- Channels can be controlled independently from one another
- Automatic, time-controlled switch-off of the heating function after 5 hours
- Different channels enable parallel operation of dimming and switching actuator
- On/off switching and dimming of light sources
- Special sun protection hand-held transmitter with separate light/dimmer switch available
- Defined drive commands possible
- Can be programmed to recognise up to 16 Centronic transmitters per channel

Item no. 4034 000 044 0

Colour	Grey
Rated voltage	230 V/AC / 50 Hz
Switching current Heizstrahler	3000 W $\cos \Phi = 1$
Degree of protection	IP44
Class of protection	I
Permissible ambient temperature	-25 to +55 °C
Type of mounting	Surface-mounted
Radio frequency	868,3 MHz
RRP €/pc. incl. VAT.	147,00



VarioControl VC210S

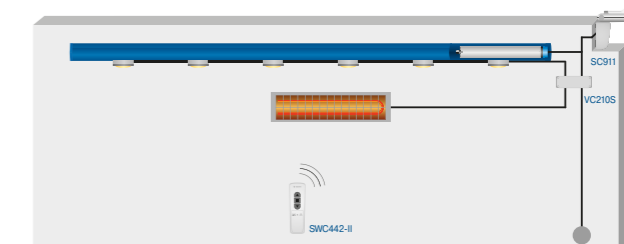

LED dimmer with integrated patio heater switch



- Integration into Becker CentralControl possible
- Two intermediate positions can be programmed
- Any two levels of brightness can be programmed
- Channels can be controlled independently from one another
- Automatic, time-controlled switch-off of the heating function after 5 hours
- Different channels enable parallel operation of dimming and switching actuator
- On/off switching and dimming of light sources
- Special sun protection hand-held transmitter with separate light/dimmer switch available
- Defined drive commands possible
- Can be programmed to recognise up to 16 Centronic transmitters per channel

Item no. 4034 000 052 0

Colour	Grey
Rated voltage	230 V/AC / 50 Hz
Switching current Heizstrahler	3000 W $\cos \Phi = 1$
Degree of protection	IP44
Class of protection	I
Permissible ambient temperature	-25 to +55 °C
Type of mounting	Surface-mounted
Radio frequency	868,3 MHz
RRP €/pc. incl. VAT.	153,00



VarioControl VC310

12 V / 24 V LED dimmer with integrated
PWM power supply unit and patio heater
actuator



- Integration into Becker CentralControl possible
- Two intermediate positions can be programmed
- Any two levels of brightness can be programmed
- Channels can be controlled independently from one another
- Automatic, time-controlled switch-off of the heating function after 5 hours
- Different channels enable parallel operation of dimming and switching actuator
- Special sun protection hand-held transmitter with separate light/dimmer switch available
- Defined drive commands possible
- Can be programmed to recognise up to 16 Centronic transmitters per channel

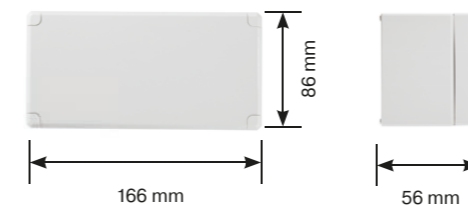
Item no. 4034 000 045 0 (VC310-12-60)

Item no. 4034 000 046 0 (VC310-24-60)

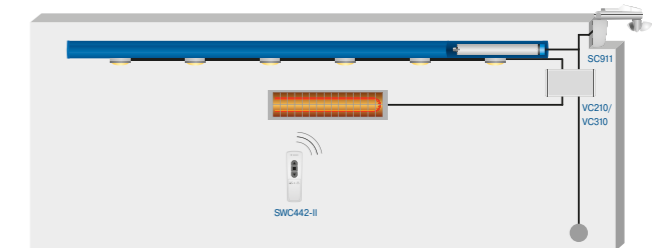
Item no. 4034 000 047 0 (VC310-24-120)

Colour	Grey
Rated voltage	230 V/AC / 50 Hz
Switching current Heizstrahler	3000 W $\cos \Phi = 1$
Degree of protection	IP44
Class of protection	I
Permissible ambient temperature	-25 to +55°C
Type of mounting	Surface-mounted
Radio frequency	868,3 MHz
RRP €/pc. incl. VAT.	370,00

Dimensions



Functional principle – typical wiring diagrams



VarioControl VC470-II

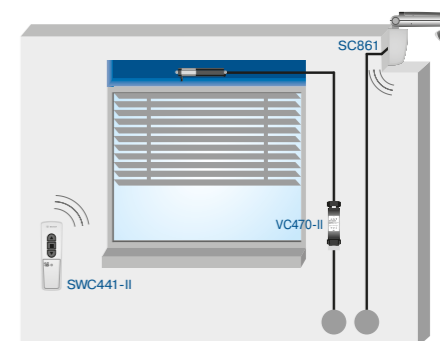
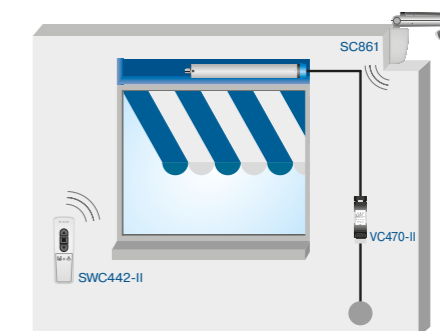
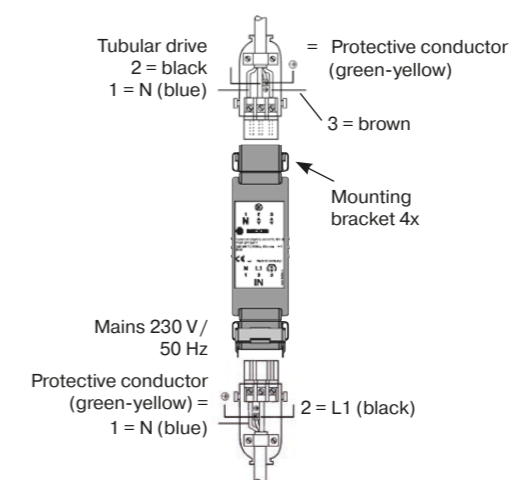
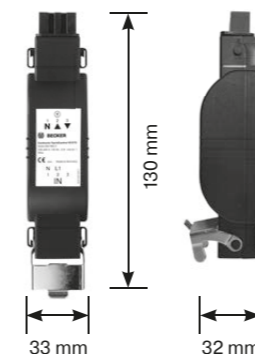
Plug-in radio receiver



- Integration into Becker CentralControl possible
- Two intermediate positions can be programmed
- Blind mode: Two intermediate positions or one intermediate position with tilt can be programmed
- Blind mode: Exact adjustment of slat angle possible
- Setting the threshold values possible via a programmed operating device
- Two memory switching times with daily repetition programmable
- Direction of rotation can be adjusted on the device directly
- Suitable for outdoor installation
- Standardised Hirschmann plug connection
- Defined drive commands possible
- Can be programmed to recognise up to 16 Centronic transmitters

Item no. 4034 000 212 0

Colour	Black
Rated voltage	230 V/AC / 50 Hz
Switching current	μ 5A / 230V / AC $\cos \Phi = 1$
Degree of protection	IP54
Class of protection	II
Permissible ambient temperature	-25 to +55 °C
Type of mounting	On the awning profile, in the roller shutter/awning box, surface-mounted.
Radio frequency	868,3 MHz
RRP €/pc. incl. VAT.	193,00



SensorControl SC211-II

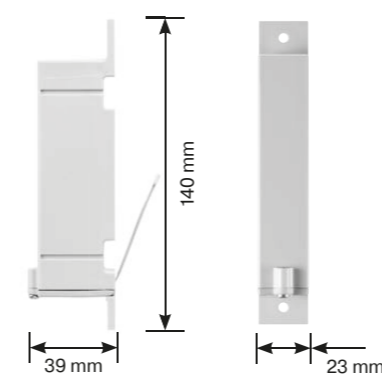
Radio-controlled awning movement sensor



- Settings not lost even when battery changed
- Setting the threshold values possible directly on the device
- Integrated transmission pilot lights
- Overload detection, e.g. by pool of water
- Control button directly on the device
- Slim surface-mounted housing
- Optimum monitoring of wind movements directly on the front section of the awning
- Discrete mounting directly on front section
- In plastic housing

Item no. 4033 000 210 0

Colour	White
Rated voltage	3 V
Battery type	AAA
Degree of protection	IP44
Class of protection	II
Permissible ambient temperature	-25 to +55 °C
Type of mounting	On the awning profile
Radio frequency	868,3 MHz
RRP €/pc. incl. VAT.	196,00



Conversion kit to black housing color for SC211-II

Item no. 4033 200 227 1

Note: The SC211-II is exclusively designed for operating an open, semi-cassette (half-cassette), or fully enclosed (cassette) folding arm awning.

SunWindControl SWC510

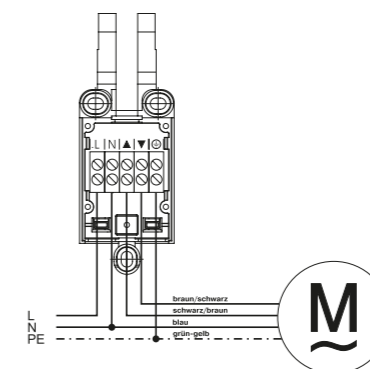
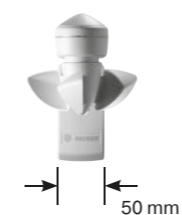
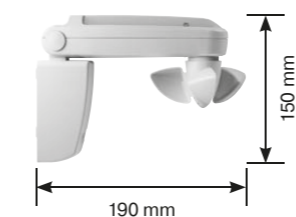
Sun/wind sensor with integrated radio receiver for the automation of wired drives



- Device can also be activated using the CentralControl
- Ideal for retrofitting wired sun protection system for radio-based sun and wind monitoring
- Two intermediate positions can be programmed
- Setting the threshold values possible via a programmed operating device
- Control button directly on the device
- Suitable for outdoor installation
- Adjustable sensor foot for optimum mounting
- Can be programmed to recognise up to 16 Centronic transmitters

Item no. 4033 000 022 0

Colour	Grey
Rated voltage	230 V/AC / 50 Hz
Switching current	μ 5A / 230V / AC $\cos \Phi = 1$
Degree of protection	IP44
Class of protection	II
Permissible ambient temperature	-25 to +55 °C
Type of mounting	Surface-mounted
Radio frequency	868,3 MHz
RRP €/pc. incl. VAT.	292,00



SensorControl SC561

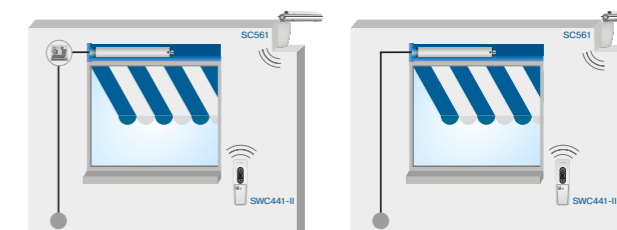
Solar radio-controlled sun sensor



- Integration into Becker CentralControl possible
- With integrated solar power supply, there is no need to lay cables
- Single, group or central control unit
- Integrated transmission pilot lights
- Control button directly on the device
- Suitable for outdoor installation
- Adjustable sensor foot for optimum mounting

Item no. 4033 000 029 0

Colour	Grey
Rated voltage	5 V
Battery type	9V block 6LR61
Degree of protection	IP44
Class of protection	II
Permissible ambient temperature	-25 to +55 °C
Type of mounting	Surface-mounted
Radio frequency	868,3 MHz
RRP €/pc. incl. VAT.	398,00



SensorControl SC711

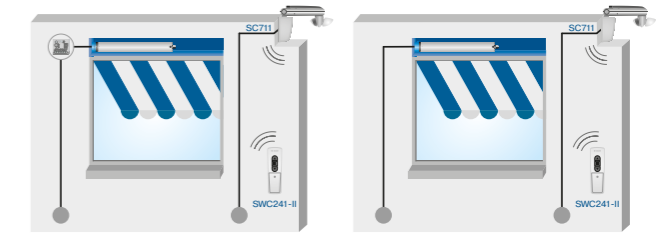

Radio-controlled wind sensor



- Integration into Becker CentralControl possible
- Single, group or central control unit
- Integrated transmission pilot lights
- Control button directly on the device
- Suitable for outdoor installation
- Supports connection of rain sensor
- Adjustable sensor foot for optimum mounting

Item no. 4033 000 036 0

Colour	Grey
Rated voltage	230 V/AC / 50 Hz
Degree of protection	IP44
Class of protection	II
Permissible ambient temperature	-25 to +55 °C
Type of mounting	Surface-mounted
Radio frequency	868,3 MHz
RRP €/pc. incl. VAT.	271,00



SensorControl SC811

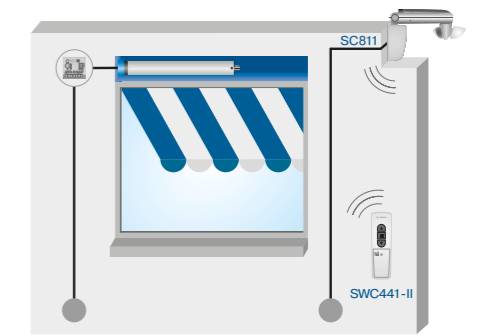
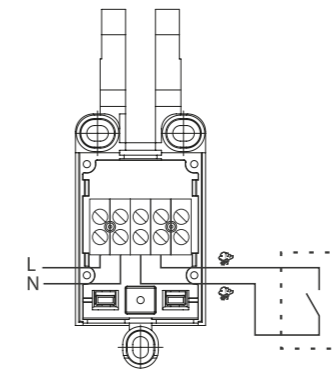
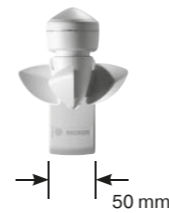
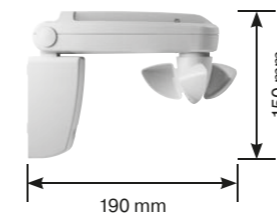
Radio-controlled sun/wind sensor



- Integration into Becker CentralControl possible
- Single, group or central control unit
- Integrated transmission pilot lights
- Control button directly on the device
- Suitable for outdoor installation
- Supports connection of rain sensor
- Adjustable sensor foot for optimum mounting

Item no. 4033 000 020 0

Colour	Grey
Rated voltage	230 V/AC / 50 Hz
Degree of protection	IP44
Class of protection	II
Permissible ambient temperature	-25 to +55 °C
Type of mounting	Surface-mounted
Radio frequency	868,3 MHz
RRP €/pc. incl. VAT.	335,00



SensorControl SC861

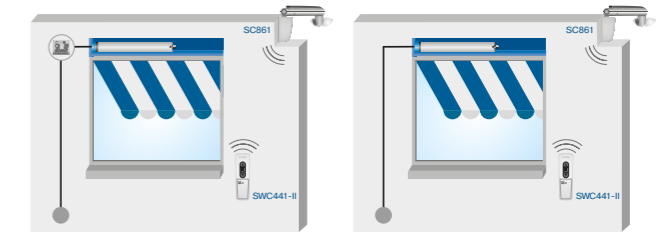

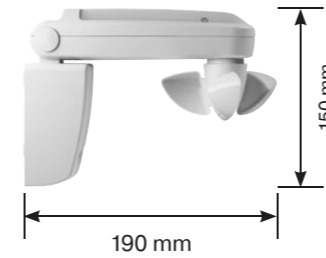
Solar radio sun/wind sensor



- Integration into Becker CentralControl possible
- With integrated solar power supply, there is no need to lay cables
- Single, group or central control unit
- Integrated transmission pilot lights
- Control button directly on the device
- Suitable for outdoor installation
- Adjustable sensor foot for optimum mounting

Item no. 4033 000 021 0

Colour	Grey
Rated voltage	5 V
Battery type	9V block 6LR61
Degree of protection	IP44
Class of protection	II
Permissible ambient temperature	-25 to +55 °C
Type of mounting	Surface-mounted
Radio frequency	868,3 MHz
RRP €/pc. incl. VAT.	479,00



SensorControl SC911

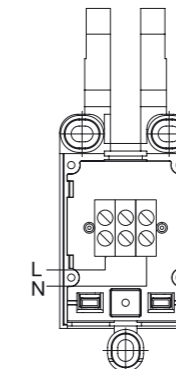
Radio-controlled sun/wind/rain sensor



- Integration into Becker CentralControl possible
- Single, group or central control unit
- Integrated transmission pilot lights
- Control button directly on the device
- Suitable for outdoor installation
- Integrated rain sensor
- Adjustable sensor foot for optimum mounting

Item no. 4033 000 043 0

Colour	Grey
Rated voltage	230 V/AC / 50 Hz
Degree of protection	IP44
Class of protection	II
Permissible ambient temperature	-25 to +55 °C
Type of mounting	Surface-mounted
Radio frequency	868,3 MHz
RRP €/pc. incl. VAT.	530,00



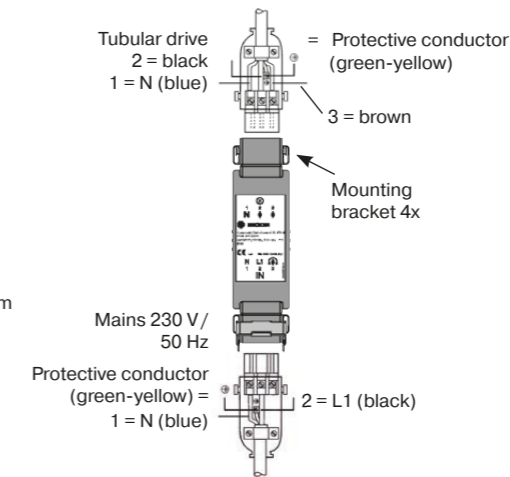
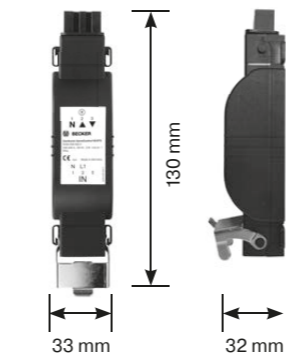
SunVarioSet SVS241-II

External radio receiver with hand-held transmitter



- For retrofitting existing sun protection systems
- Two intermediate positions can be programmed
- Programming possible via programmed transmitter
- Blind mode: Exact adjustment of slat angle possible
- Can be used as single, group and central control
- Integration into Becker CentralControl possible
- Direction of rotation can be adjusted on the radio receiver directly
- Radio receiver with Hirschmann plug connection

Item no. 4033 000 212 0		
	EC541-II	VC470-II
Colour	White	Black
Rated voltage	3 V/DC	230 V/AC / 50 Hz
Switching current	-	5A / 230 – 240 V cos φ = 1
Battery type	CR 2430	-
Degree of protection	IP20	IP20
Class of protection	II	II
Permissible ambient temperature	-10 to +55 °C	-25 to +55 °C
Type of mounting	Handheld device	On the awning profile, in the roller shutter/awning box, surface-mounted.
Radio frequency	868,3 MHz	868,3 MHz
RRP €/pc. incl. VAT.		244,00



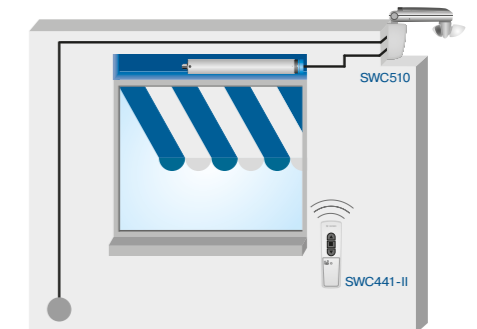
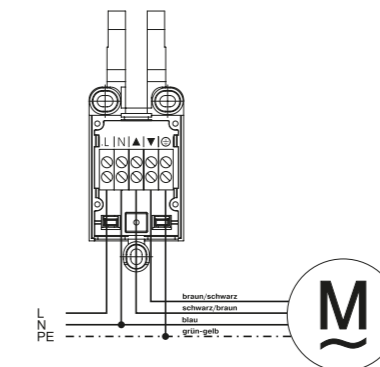
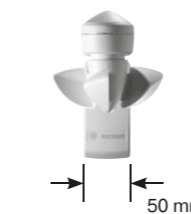
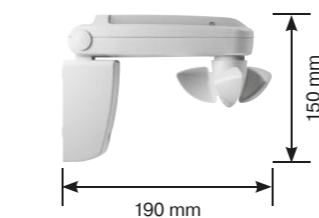
SunWindSet SWS241-II

Sensor with integrated sun/wind control unit and hand-held transmitter for wired drives



- Sun/wind monitoring of sun protection systems
- For retrofitting existing sun protection systems
- Setting the threshold values possible via the sensor
- Changing between manual and automatic mode possible on the operating device directly
- Integration into Becker CentralControl possible
- Sun/wind control unit build into sensor with integrated radio receiver
- Adjustable sensor foot for optimum mounting

Item no. 4033 000 207 0		
	SWC441-II	SWC510
Colour	White	Grey
Rated voltage	3 V/DC	-
Switching current	-	5A / 230 – 240 V cos φ = 1
Battery type	CR 2430	-
Degree of protection	IP20	IP44
Class of protection	III	II
Permissible ambient temperature	-10 to +55 °C	-25 to +55 °C
Type of mounting	Handheld device	Surface-mounted
Radio frequency	868,3 MHz	868,3 MHz
RRP €/pc. incl. VAT.		453,00



Radio control unit Centronic

Dimensions

Connecting diagram

Functional principle – typical wiring diagrams

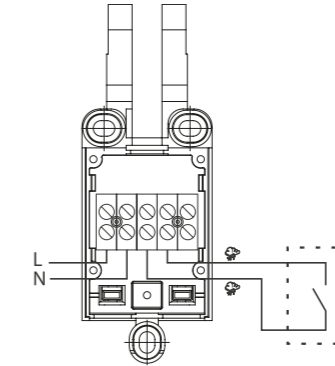
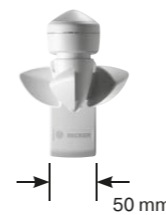
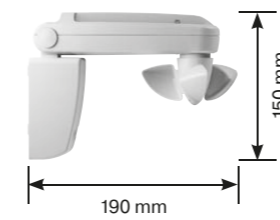
SunWindSet SWS441-II

Radio sun/wind sensor with hand-held transmitter



- Sun/wind monitoring of sun protection systems
- Setting the threshold values possible via the sensor
- Changing between manual and automatic mode possible on the operating device directly
- Can be used as single, group and central control
- Integration into Becker CentralControl possible
- Supports connection of rain sensor
- Adjustable sensor foot for optimum mounting

Item no. 4033 000 208 0		
	SWC441 -II	SC811
Colour	White	Grey
Rated voltage	3 V/DC	-
Battery type	CR 2430	-
Degree of protection	IP20	IP44
Class of protection	III	II
Permissible ambient temperature	-10 to +55 °C	-25 to +55 °C
Type of mounting	Handheld device	Surface-mounted
Radio frequency	868,3 MHz	868,3 MHz
RRP €/pc. incl. VAT.		524,00



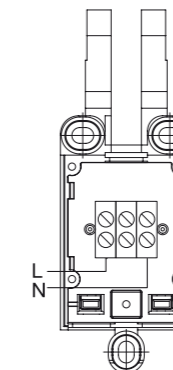
SunWindSet SWS541-II

Sun/wind/rain sensor with hand-held transmitter



- Sun/wind/rain monitoring of sun protection systems
- Setting the threshold values possible via the sensor
- Changing between manual and automatic mode possible on the operating device directly
- Can be used as single, group and central control
- Integration into Becker CentralControl possible
- Sun/wind sensor with additional rain detection
- Adjustable sensor foot for optimum mounting

Item no. 4033 000 215 0		
	SWC441 -II	SC911
Colour	White	Grey
Rated voltage	3 V/DC	-
Battery type	CR 2430	-
Degree of protection	IP20	IP44
Class of protection	III	II
Permissible ambient temperature	-10 to +55 °C	-25 to +55 °C
Type of mounting	Handheld device	Surface-mounted
Radio frequency	868,3 MHz	868,3 MHz
RRP €/pc. incl. VAT.		675,00



SunWindSet SWS641-II

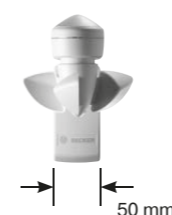
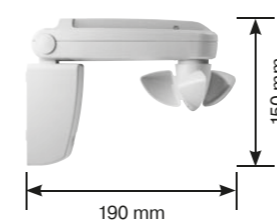
Solar radio sun/wind sensor
with hand-held transmitter



- Sun/wind monitoring of sun protection systems
- With integrated solar power supply, there is no need to lay cables
- Setting the threshold values possible via the sensor
- Changing between manual and automatic mode possible on the operating device directly
- Can be used as single, group and central control
- Integration into Becker CentralControl possible
- Adjustable sensor foot for optimum mounting

Item no. 4033 000 209 0

	SWC441-II	SC861
Colour	White	Grey
Rated voltage	3 V/DC	5 V/DC
Battery type	CR 2430	9V block 6LR61
Degree of protection	IP20	IP44
Class of protection	III	II
Permissible ambient temperature	-10 to +55 °C	-25 to +55 °C
Type of mounting	Handheld device	Surface-mounted
Radio frequency	868,3 MHz	868,3 MHz
RRP €/pc. incl. VAT.		643,00



Beck-O-Tronic 6



Door control unit including
Centronic radio receiver



- Integration into Becker CentralControl possible
- Reverse travel on detection of an obstacle
- Parameterisable inputs and outputs
- Control button directly on the device
- Complete with receiver and antenna
- Two safety inputs present
- Adjustable excess current shut-off
- An additional operator control can be connected
- Outdoor light can be connected
- 230 V light barrier can be connected
- Electrical or optical safety contact edges can be connected
- PW safety edges can be connected
- Defined drive commands possible
- Can be programmed to recognise up to 27 Centronic hand-held transmitter buttons
- In plastic housing
- EC141-II included in the delivery

Item no. 4005 000 201 0

Colour	Grey
Rated voltage	230 V/AC / 50 Hz
Switching current	500 VA / 250 VA
Degree of protection	IP54
Class of protection	II
Permissible ambient temperature	-20 to +50 °C
Type of mounting	Surface-mounted
Radio frequency	868,3 MHz
RRP €/pc. incl. VAT.	319,00



EasyControl EC541 PLUS,
EC548 PLUS, EC5416 PLUS

1-, 8- or 16-channel hand-held transmitter



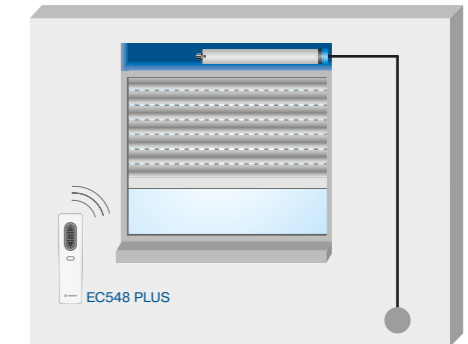
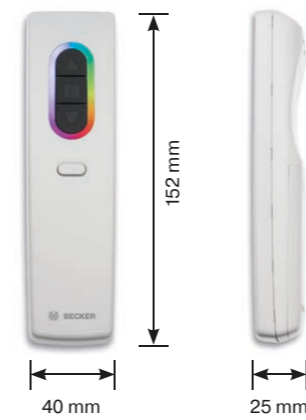
- Enables the programming of two intermediate positions
- Single, group or central control unit
- Settings not lost even when battery changed
- Enables the programming of one memory time each for the up and down direction
- Single channel assignment and group setup
- Automatic creation of group and central channels
- Automatic hiding of unused channels
- Simple start-up by automatic selection of the nearest receiver
- Mesh technology ensures the automatic networking of all devices to create a powerful network
- Changing between manual and automatic mode possible on the operating device directly
- Automatic battery level indicator when inserting the batteries
- Multicolour display for simple status feedback and start-up
- Optical operating feedback via LED animations
- Defined drive commands possible

Item no. 4036 000 002 0 (EC541 PLUS - 1-channel hand-held transmitter)

Item no. 4036 000 003 0 (EC548 PLUS - 8-channel hand-held transmitter)

Item no. 4034 000 004 0 (EC5416 PLUS - 16-channel hand-held transmitter)

Colour	White
Rated voltage	3 V
Battery type	AA
Degree of protection	IP20
Class of protection	III
Permissible ambient temperature	-10 to +55 °C
Type of mounting	Handheld device
Radio frequency	868,3 MHz
RRP €/pc. incl. VAT.	98,00 (EC541 PLUS) 127,00 (EC548 PLUS) 144,00 (EC5416 PLUS)



VarioControl VC420 PLUS

Flush-mounted universal radio receiver

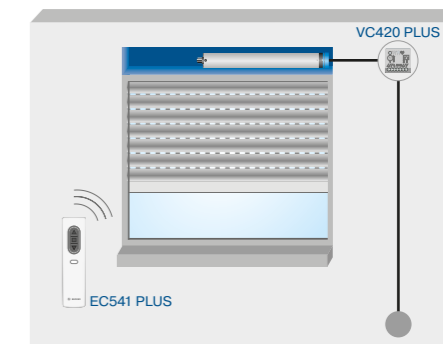
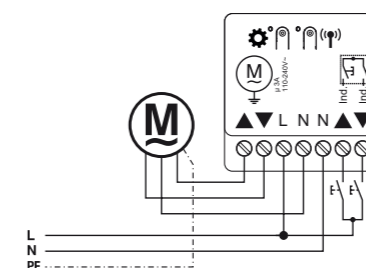
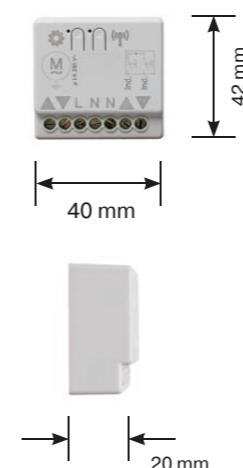


- Integration into Becker CentralControl possible
- Compatible with homee smart home system
- Two intermediate positions can be programmed
- Blind mode: Two intermediate positions (with tilt) can be programmed
- Blind mode: Exact adjustment of slat angle possible
- Setting the threshold values possible via a programmed operating device
- Two memory switching times with daily repetition programmable
- Option of wireless software update
- Compatible with Centronic und CentronicPlus transmitters and sensors
- The device feeds its position or switching state and status information back to the operator unit and gateway
- Mesh technology ensures the automatic networking of all devices to create a powerful network
- An additional operator control can be connected
- Installation behind operator control in any deep flush-mounted switch box possible
- Can be combined with any switch range
- Defined drive commands possible
- Can be programmed to recognise up to 16 Centronic transmitters

Item no. 4036 000 008 0

Colour	Grey
Rated voltage	110 - 240 V/AC / 50 Hz
Switching current	μ 3A / 110-240V / AC $\cos \Phi = 1$
Degree of protection	IP20
Class of protection	II
Permissible ambient temperature	-25 to +50 °C
Type of mounting	Device box according to DIN EN 49073 / DIN EN 60670
Radio frequency	868,3 MHz
RRP €/pc. incl. VAT.	152,00

Note: Surface-mounted housing 4827 155 004 0 can be found on page 151



VarioControl VC520 PLUS

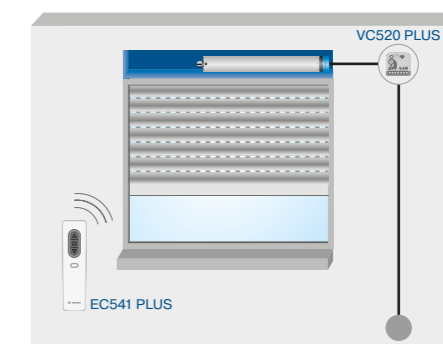
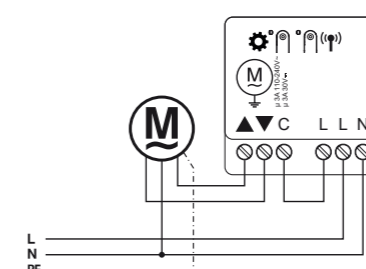
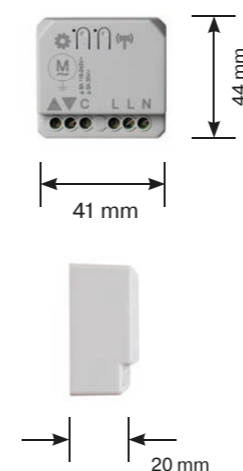
Flush-mounted potential-free universal radio receiver



- Integration into Becker CentralControl possible
- Compatible with homee smart home system
- Two intermediate positions can be programmed
- Blind mode: Two intermediate positions (with tilt) can be programmed
- Blind mode: Exact adjustment of slat angle possible
- Setting the threshold values possible via a programmed operating device
- Two memory switching times with daily repetition programmable
- Option of wireless software update
- Compatible with Centronic und CentronicPlus transmitters and sensors
- The device feeds its position or switching state and status information back to the operator unit and gateway
- Mesh technology ensures the automatic networking of all devices to create a powerful network
- An additional operator control can be connected
- Installation behind operator control in any deep flush-mounted switch box possible
- Can be combined with any switch range
- Defined drive commands possible
- Can be programmed to recognise up to 16 Centronic transmitters

Item no. 4036 000 013 0

Colour	Grey
Rated voltage	110 - 240 V/AC / 50/60 Hz
Switching current	μ 3A / 110 240V AC; μ 3 A / 30 V DC
Degree of protection	IP20
Class of protection	II
Permissible ambient temperature	-25 to +50 °C
Type of mounting	Device box according to DIN EN 49073 / DIN EN 60670
Radio frequency	868,3 MHz
RRP €/pc. incl. VAT.	186,00



LightControl LC120 PLUS

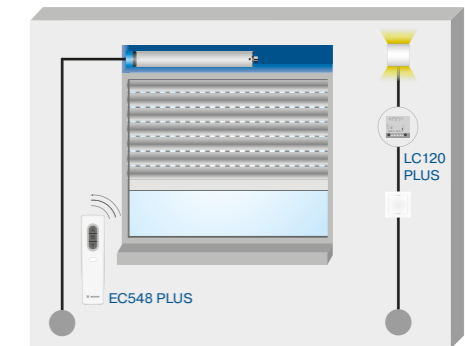
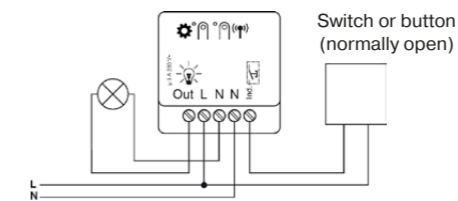
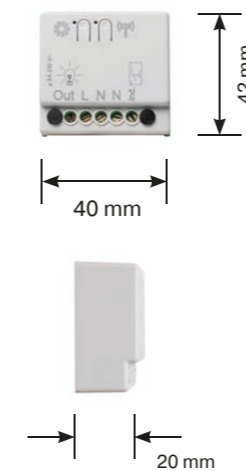
Flush-mounted switching actuator



- Integration into Becker CentralControl possible
- Compatible with homee smart home system
- Two memory switching times with daily repetition programmable
- Option of wireless software update
- Compatible with Centronic und CentronicPlus transmitters and sensors
- The device feeds its position or switching state and status information back to the operator unit and gateway
- Mesh technology ensures the automatic networking of all devices to create a powerful network
- External one-way button can be connected
- Any switch-button can be connected
- Can be fitted into any flush-mounted device socket with 58 mm diameter according to DIN EN 49073 / DIN EN 60670
- Installation behind the operator control in any deep flush-mounted switch box possible
- Can be combined with any switch range
- Can be programmed to recognise up to 16 Centronic transmitters

Item no. 4036 000 014 0

Colour	Grey
Rated voltage	110 - 240 V/AC / 50 Hz
Switching current	μ 3A / 110-240V / AC cos Φ = 1
Degree of protection	IP20
Class of protection	II
Permissible ambient temperature	-25 to +50 °C
Type of mounting	Device box according to DIN EN 49073 / DIN EN 60670
Radio frequency	868,3 MHz
RRP €/pc. incl. VAT.	137,00



VarioControl VC421 PLUS

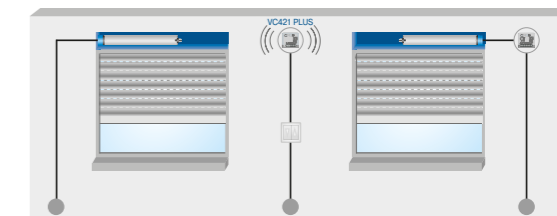
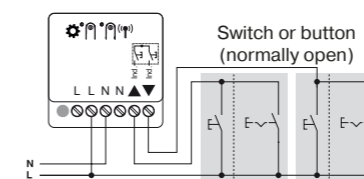
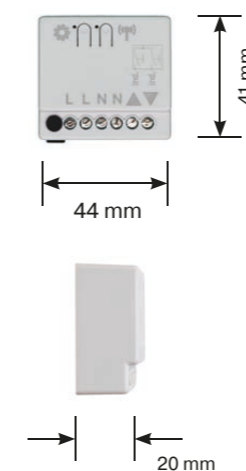
1-channel radio transmitter flush-mounted



- Single, group or central control unit
- Allows CentronicPlus radio products to be operated via wired control units from other manufacturers
- Mesh technology ensures the automatic networking of all devices to create a powerful network
- Timers and sun protection controls can be integrated upstream
- Can be fitted into any flush-mounted device socket with 58 mm diameter according to DIN EN 49073 / DIN EN 60670
- Installation behind the operator control in any deep flush-mounted switch box possible
- Can be combined with any switch range
- Defined drive commands possible

Item no. 4036 000 024 0

Colour	Grey
Rated voltage	110 - 240 V/AC / 50/60 Hz
Degree of protection	IP20
Class of protection	II
Permissible ambient temperature	-25 to +50 °C
Type of mounting	Device box according to DIN EN 49073 / DIN EN 60670
Radio frequency	868,3 MHz
RRP €/pc. incl. VAT.	199,00



SunWindControl SWC541 PLUS, SWC548 PLUS, SWC5416 PLUS

1-, 8- or 16-channel hand-held transmitter
for setting sun and wind threshold values
plus automatic rain protection



- Enables the programming of two intermediate positions
- Single, group or central control unit
- Settings not lost even when battery changed
- Setting the threshold values possible directly on the device
- Single channel assignment and group setup
- Automatic creation of group and central channels
- Automatic hiding of unused channels
- Simple start-up by automatic selection of the nearest receiver
- Mesh technology ensures the automatic networking of all devices to create a powerful network
- Changing between manual and automatic mode possible on the operating device directly
- Automatic battery level indicator when inserting the batteries
- Multicolour display for simple status feedback and start-up
- Optical operating feedback via LED animations
- Defined drive commands possible

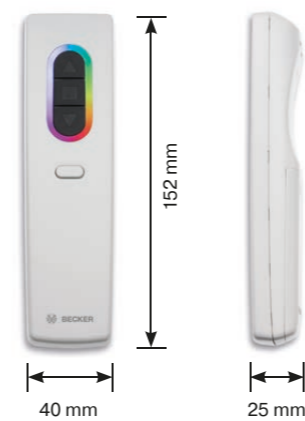
Item no. 4036 000 005 0 (SWC541 PLUS - 1-channel hand-held transmitter)

Item no. 4036 000 006 0 (SWC548 PLUS - 8-channel hand-held transmitter)


Item no. 4034 000 007 0 (SWC5416 PLUS - 16-channel hand-held transmitter)

Colour	White
Rated voltage	3 V
Battery type	AA
Degree of protection	IP20
Class of protection	III
Permissible ambient temperature	- 10 to +55 °C
Type of mounting	Handheld device
Radio frequency	868,3 MHz
RRP €/pc. incl. VAT.	192,00 (SWC541 PLUS) 220,00 (SWC548 PLUS) 238,00 (SWC5416 PLUS)

Dimensions



Functional principle – typical wiring diagrams



VarioControl VC470 PLUS

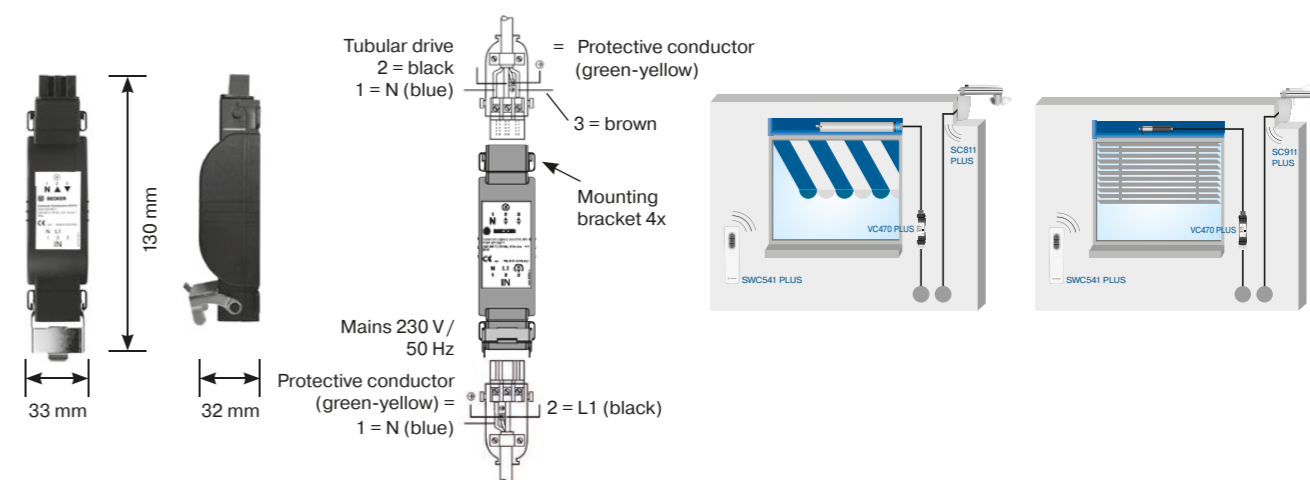
Universal Plug-in radio receiver



- Integration into Becker CentralControl possible
- Compatible with home smart home system
- Two intermediate positions can be programmed
- Blind mode: Two intermediate positions (with tilt) can be programmed
- Blind mode: Exact adjustment of slat angle possible
- Setting the threshold values possible via a programmed operating device
- Two memory switching times with daily repetition programmable
- Option of wireless software update
- Compatible with Centronic und CentronicPlus transmitters and sensors
- The device feeds its position or switching state and status information back to the operator unit and gateway
- Mesh-Technologie sorgt für automatische Vernetzung aller Geräte zu einem leistungsfähigen Mainswerk
- Standardised Hirschmann plug connection
- Defined drive commands possible
- Can be programmed to recognise up to 16 Centronic transmitters

Item no. 4036 000 011 0

Colour	Black
Rated voltage	110 - 240 V/AC / 50/60 Hz
Switching current	μ5A / 110V - 240V / AC cos Φ = 1
Degree of protection	IP54
Class of protection	II
Permissible ambient temperature	-25 to +55 °C
Type of mounting	On the awning profile, in the roller shutter/awning box, surface-mounted.
Radio frequency	868,3 MHz
RRP €/pc. incl. VAT.	186,00



SensorControl SC811 PLUS

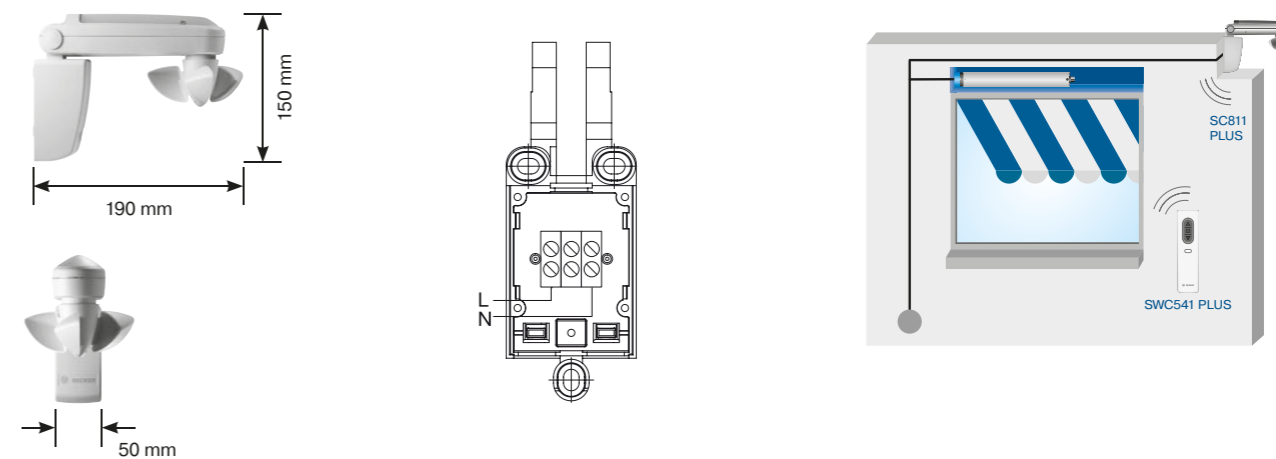
Radio-controlled sun/wind sensor



- Integration into Becker CentralControl possible
- Compatible with home smart home system
- Single, group or central control unit
- Mesh technology ensures the automatic networking of all devices to create a powerful network
- Integrated transmission pilot lights
- Control button directly on the device
- Suitable for outdoor installation
- Adjustable sensor foot for optimum mounting

Item no. 4036 000 015 0

Colour	Grey
Rated voltage	230 V/AC / 50 Hz
Degree of protection	IP44
Class of protection	II
Permissible ambient temperature	-25 to +55 °C
Type of mounting	Surface-mounted
Radio frequency	868,3 MHz
RRP €/pc. incl. VAT.	330,00



SensorControl SC911 PLUS

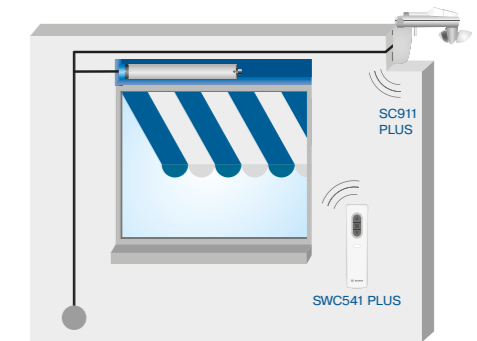
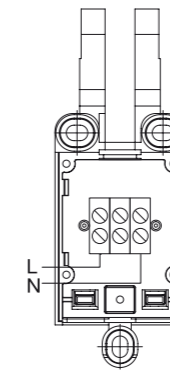

Radio-controlled sun/wind/rain and temperature sensor



- Integration into Becker CentralControl possible
- Compatible with home smart home system
- Single, group or central control unit
- Mesh technology ensures the automatic networking of all devices to create a powerful network
- Integrated rain sensor
- Integrated transmission pilot lights
- Control button directly on the device
- Suitable for outdoor installation
- Adjustable sensor foot for optimum mounting

Item no. 4036 000 017 0

Colour	Grey
Rated voltage	230 V/AC / 50 Hz
Degree of protection	IP44
Class of protection	II
Permissible ambient temperature	-25 to +55 °C
Type of mounting	Surface-mounted
Radio frequency	868,3 MHz
RRP €/pc. incl. VAT.	521,00



Radio control unit CentronicPLUS

Dimensions

Connecting diagram

Functional principle – typical wiring diagrams

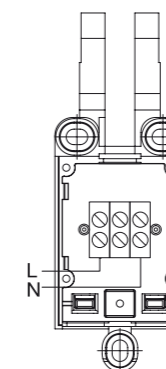
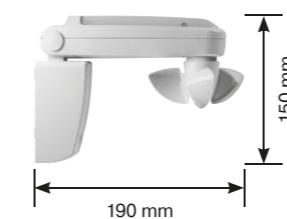

SunWindSet SWS441 PLUS

Radio sun/wind sensor with hand-held transmitter



- Sun/wind monitoring of sun protection systems
- Setting the threshold values possible via the sensor
- Changing between manual and automatic mode possible on the operating device directly
- Can be used as single, group and central control
- Integration into Becker CentralControl possible
- Adjustable sensor foot for optimum mounting

Item no. 4036 000 018 0		
	SWC541 PLUS	SC811 PLUS
Colour	White	Grey
Rated voltage	3 V/DC	230 V/AC / 50 Hz
Battery type	AA	-
Degree of protection	IP20	IP44
Class of protection	III	II
Permissible ambient temperature	-10 to +55 °C	-25 to +55 °C
Type of mounting	Handheld device	Surface-mounted
Radio frequency	868,3 MHz	868,3 MHz
RRP €/pc. incl. VAT.		524,00



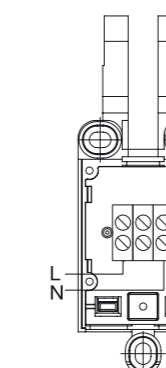

SunWindSet SWS541 PLUS

Sun/wind/rain sensor with hand-held transmitter



- Sun/wind/rain monitoring of sun protection systems
- Setting the threshold values possible via the sensor
- Changing between manual and automatic mode possible on the operating device directly
- Can be used as single, group and central control
- Integration into Becker CentralControl possible
- Adjustable sensor foot for optimum mounting

Item no. 4036 000 019 0		
	SWC541 PLUS	SC911 PLUS
Colour	White	Grey
Rated voltage	3 V/DC	230 V/AC / 50 Hz
Battery type	AA	-
Degree of protection	IP20	IP44
Class of protection	III	II
Permissible ambient temperature	-10 to +55 °C	-25 to +55 °C
Type of mounting	Handheld device	Surface-mounted
Radio frequency	868,3 MHz	868,3 MHz
RRP €/pc. incl. VAT.		675,00



CentralControl CC41

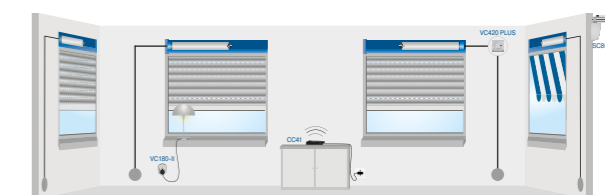
Smart roller shutter and sun protection central control unit



- For the control of roller shutters and sun protection, light, household appliances and many other devices
- Control of Centronic, CentronicPLUS and B-Tronic radio-controlled products
- Local data storage on the device, option to access on the move via secure remote access
- Switching times not lost in the event of power failure
- Holiday function can be activated
- Automatic summer/winter time adjustment
- Commissioning, configuration and operation possible via free app
- Operation via smartphone, tablet or desktop
- homee and CentralControl parallel operation possible
- Voice control possible via Amazon Alexa

Item no. 4035 000 039 0

Colour	Black
Rated voltage	5 V
Degree of protection	IP20
Class of protection	III
Permissible ambient temperature	0 to +40 °C
Type of mounting	Tabletop device
Radio frequency	868,3 MHz
RRP €/pc. incl. VAT.	238,00



Scan here to download the CentralControl app

USB radio sticks



USB radio stick CentronicPLUS

Item no. 4036 000 009 0

RRP €/pc. incl. VAT. 113,00



USB radio stick Centronic

Item no. 4035 000 041 0

RRP €/pc. incl. VAT. 113,00



USB radio stick B-Tronic

Item no. 4035 000 040 0

RRP €/pc. incl. VAT. 113,00



Central radio control units

Dimensions

Functional principle – typical wiring diagrams

homee Brain Cube

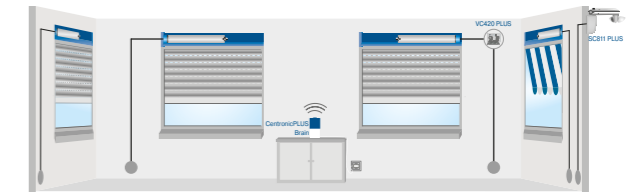
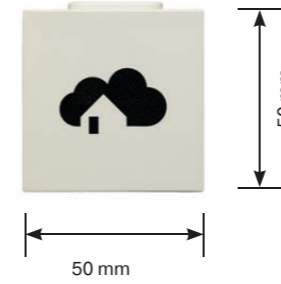
Central interface for the SmartHome world with homee



- Basis for the intelligent home with the homee system combined with the Becker radio control system CentronicPlus
- Local data storage on the device, option to access on the move via secure remote access
- Switching times not lost in the event of power failure
- Can be expanded on a modular basis to include other radio control systems such as Z-Wave, Zigbee or EnOcean
- Operation via smartphone, tablet or desktop
- homee and CentralControl parallel operation possible
- Voice control possible via Amazon Alexa
- Voice control possible via Google Assistant
- Voice control possible via Apple Siri

Item no. 4036 000 021 0

Rated voltage	5 V
Degree of protection	IP20
Type of mounting	Tabletop device
RRP €/pc. incl. VAT.	193,00



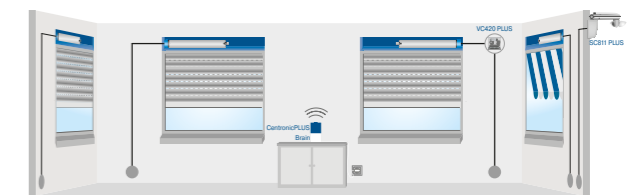
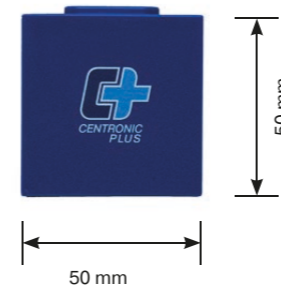
homee CentronicPLUS Cube

For expanding the homee SmartHome world to include CentronicPlus radio



Item no. 4036 000 020 0

Rated voltage	5 V
Degree of protection	IP20
Type of mounting	Tabletop device
RRP €/pc. incl. VAT.	167,00



AVM FRITZ!DECT 400

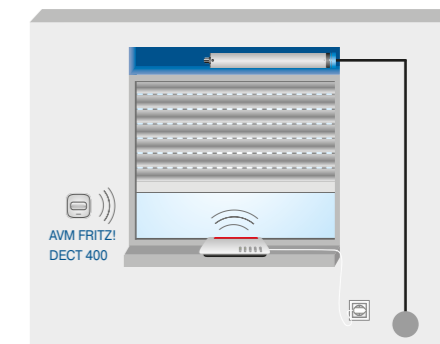
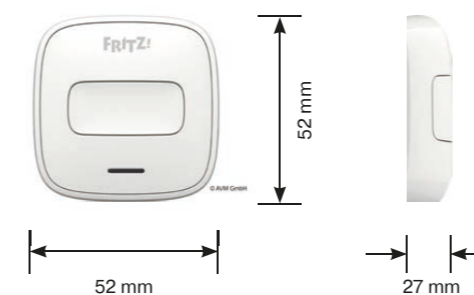
Programmable 1-way push-button



- For operating BoxCTRL drives via a FRITZ!Box
- Single, group or central control unit
- Mesh technology ensures the automatic networking of all devices to create a powerful network
- Connection via DECT ULE radio
- Automatic updates via AVM
- Can be used as a handheld or wall-mounted device
- Acoustic feedback as confirmation when logging in to gateway
- Can be operated in UP, STOP and DOWN step sequence
- Supplement for smart home operation with FRITZ!

Item no. 4035 000 200 0

Colour	White
Rated voltage	3 V
Battery type	CR123A
Degree of protection	IP20
Class of protection	III
Permissible ambient temperature	0 to +40 °C
Type of mounting	Handheld device / Wall-mounted device
Radio frequency	1880-1900 MHz
RRP €/pc. incl. VAT.	51,00



AVM FRITZ!DECT 440

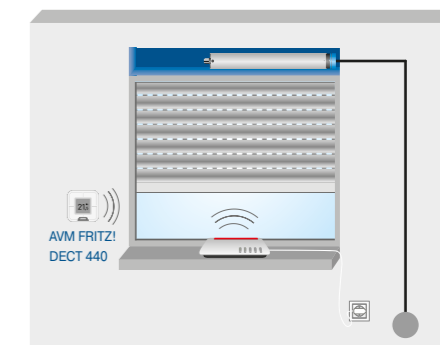
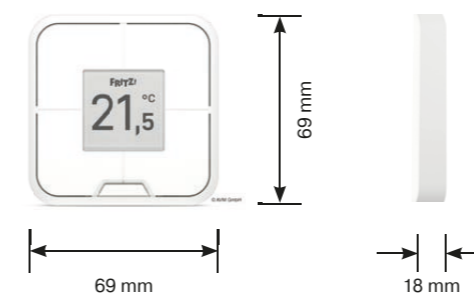
Push-button with individually programmable buttons



- For operating BoxCTRL drives via a FRITZ!Box
- Single, group or central control unit
- Mesh technology ensures the automatic networking of all devices to create a powerful network
- Connection via DECT ULE radio
- Automatic updates via AVM
- High-resolution E-paper display
- Can be used as a handheld or wall-mounted device
- Four programmable buttons for convenient operation of products for the smart home
- Temperature sensor for controlling the FRITZ! radiator controller
- Defined drive commands possible
- Supplement for smart home operation with FRITZ!

Item no. 4035 000 201 0


Colour	White
Rated voltage	3 V
Battery type	AAA
Degree of protection	IP20
Class of protection	III
Permissible ambient temperature	0 to +40 °C
Type of mounting	Handheld device / Wall-mounted device
Radio frequency	1880-1900 MHz
RRP €/pc. incl. VAT.	101,00



Accessories

Surface-mounted housing V3

For wall-mounted operator units
TC72/MC52/EC62S/EC62P



Item no. 4030 200 038 0	
Colour	White
Dimensions (L x W x H)	80 x 80 x 53 mm
Type of mounting	Surface-mounted
RRP €/pc. incl. VAT.	13,00

Cable junction box Combi 308/W



Item no. 4827 155 004 0	
Colour	White
Dimensions (L x W x H)	85 x 85 x 51 mm
Type of mounting	Surface-mounted
RRP €/pc. incl. VAT.	20,00

Surface-mounted housing

for timer U26 and Reflex SI range
with fasteners



Item no. 4906 070 134 0	
Colour	White
Dimensions (L x W x H)	81 x 81 x 50,5 mm
Type of mounting	Surface-mounted
RRP €/pc. incl. VAT.	12,00

Cover frame 2-way



Item no. 4030 200 023 0	
Colour	White
RRP €/pc. incl. VAT.	13,00

C-disc U26 Busch-Jaeger Reflex SI



Item no. 4906 270 004 0	
RRP €/pc. incl. VAT.	9,80

Cover frame 3-way



Item no. 4030 200 024 0	
Colour	White
RRP €/pc. incl. VAT.	21,00

Accessories

Varta battery button cell CR2032



Item no. 4032 200 010 0

RRP €/pc. incl. VAT.

5,40

Mounting bracket for
sun and wind sensors



Item no. 4033 300 057 0

Dimensions (L x W)

110 x 400 mm

RRP €/pc. incl. VAT.

83,00

Mounting bracket for
sun and wind sensors



Item no. 4033 300 056 0

Dimensions (L x W)

110 x 200 mm

RRP €/pc. incl. VAT.

76w,00

Overview of the Centronic control program

Centronic Control units	Transmitter Micro	Transmitter Mini 1-c.	Transmitter Mini 4-c.	Transmitter Maxi 1-c.	Transmitter Maxi 4-c.	EC411-III	EC415-III	MC411-III	EC141-II	EC145-II	EC241-II	EC245-II	EC541-II	EC545-II	EC5410-II	EC513	MC441-II	SWC241-II	SWC245-II	SWC441-II	SWC442-II	SWC445-II	SWC510	
Radio solutions																								
Catalog page	88	88	88	90	90	92	92	92	94	94	94	96	96	96	98	100	98	102	102	104	104	106	116	
Applications																								
Roller shutters						x	x	x	x		x			x	x	x	x	x						
Roller shutter door	x	x	x	x	x	x	x	x	x	x	x	x	x	x	x	x								
Internal sun protection						x	x	x	x	x			x	x	x		x	x	x	x	x	x		
External sun protection						x	x	x	x	x			x	x	x	x		x	x	x	x	x	x	
On/off switch						x	x	x	x	x			x	x	x	x			x		x	x		
Dimmer						x	x	x	x	x			x	x	x				x		x	x		
Functions																								
Transmitter	x	x	x	x	x				x		x	x	x	x	x		x	x	x	x	x	x		
Wall transmitter						x	x	x								x								
Surface-mounted						x	x	x								x							x	
Flush-mounted																								
Pluggable																								
Window mounting (suction cup)																								
Display																								
UP-STOP-DOWN-STOP toggle button		x		x							x	x												
1-channel transmitter		x		x		x		x	x		x		x				x	x		x				
2-channel transmitter (light button)	x																				x			
3-channel transmitter																x								
4-channel transmitter			x		x																			
5-channel transmitter							x			x		x							x				x	
10-channel transmitter															x									
Receiver/control unit																							x	
Sensor (transmitter)																							x	
Manual/automatic switching																	x			x	x	x		
Group/central control						x	x	x		x		x		x	x				x			x		
Blind mode																								
Intermediate positions						x	x	x	x	x			x	x	x	x	x	x	x	x	x	x	x	
Memory function								x									x							
Date/Time																								
Summer/Winter time automatic																								
Vacation function																								
Astro function																								
Switching times																								
Blocking times																								

■ Roller shutter application ■ Sun protection application
 Roller shutter door Roller shutters, sun protection, on/off switch, dimmer

Overview of the Centronic control program

Centronic Control units	Transmitter Micro	Transmitter Mini 1-c.	Transmitter Mini 4-K.	Transmitter Maxi 1-c.	Transmitter Maxi 4-c.	EC411-III	EC415-III	MC411-III	EC141-II		EC145-II	EC241-II	EC245-II	EC541-II	EC545-II	EC5410-II	EC513	MC441-II	SWC241-II	SWC245-II	SWC441-II	SWC442-II	SWC445-II	SWC510	
Dusk																									
Sun threshold value																									
Wind threshold value																									
Rain																									
Tilt angle																									
Winter operation																									
Switch/button connectable																									
Glass break function																									
Solar operation																									
Roller shutter drives with Centronic receiver																									
Roller shutter drives with CentronicPLUS receiver																									
Sun protection drive with Centronic receiver																									
Sun protection drives with CentronicPLUS receiver																									
Connection for roller shutter drives																									
Connection for sun protection drives																									
Switching on/off																									
Dimming																									
Controlling patio heaters																									
Impulse for controlling external devices																									

■ Roller shutter application ■ Sun protection application
■ Roller shutter door ■ Roller shutters, sun protection, on/off switch, dimmer

Overview of the Centronic control program

Centronic Control units	VC180-II	VC280-II	VC220	VC220h	VC210/310	VC320	VC470-II	VC421-II		SC431-II	SC211-II	SC561	SC711	SC811	SC861	SC911	BOT6
Radio solutions																	
Catalog page	106	106	108	108	110	108	114	100		100	114	116	118	118	120	120	128
Applications																	
Roller shutters						x	x	x		x							
Roller shutter door		x						x									x
Internal sun protection							x	x		x		x					
External sun protection							x	x			x	x	x	x	x	x	
On/off switch	x			x	x			x									
Dimmer			x		x			x									
Functions																	
Transmitter																	
Wall transmitter																	
Surface-mounted					x							x	x	x	x	x	
Flush-mounted						x		x									
Pluggable	x	x					x				x						x
Window mounting (suction cup)										x							
Display																	
UP-STOP-DOWN-STOP toggle button										x	x	x	x	x	x	x	
1-channel transmitter								x		x	x	x	x	x	x	x	
2-channel transmitter (light button)																	
3-channel transmitter																	
4-channel transmitter																	
5-channel transmitter																	
10-channel transmitter																	
Receiver/control unit	x	x	x	x		x	x										x
Sensor (transmitter)										x	x	x	x	x	x	x	
Manual/automatic switching										x							
Group/central control																	
Blind mode							x										
Intermediate positions			x		x	x	x	x									
Memory function						x	x										
Date/Time																	
Summer/Winter time automatic																	
Vacation function																	
Astro function																	
Switching times																	
Blocking times																	

■ Roller shutter application ■ Sun protection application
 Roller shutter door Roller shutters, sun protection, on/off switch, dimmer

Overview of the Centronic control program

Centronic Control units	VC180-II	VC280-II	VC220	VC220h	VC210/310	VC320	VC470-II	VC421-II		SC431-II	SC211-II	SC561	SC711	SC811	SC861	SC911	BOT6
Dusk										x							
Sun threshold value							x			x		x		x	x	x	
Wind threshold value							x				x		x	x	x	x	
Rain															x	x	
Tilt angle											x						
Winter operation																	
Switch/button connectable								x									x
Glass break function										x							
Solar operation												x			x		
Roller shutter drives with Centronic receiver								x		x							
Roller shutter drives with CentronicPlus receiver																	
Sun protection drives with Centronic receiver								x			x	x	x	x	x	x	
Sun protection drives with CentronicPlus receiver																	
Connection for roller shutter drives						x	x										
Connection for sun protection drives							x										
Switching on/off	x			x	x												
Dimming			x		x												
Controlling patio heaters				x	x												
Impulse for controlling external devices		x															x

■ Roller shutter application ■ Sun protection application
■ Roller shutter door ■ Roller shutters, sun protection, on/off switch, dimmer

Overview of the CentronicPLUS control program

CentronicPlus Control units Radio solutions	EC541 PLUS	EC548 PLUS	EC5416 PLUS	VC420 PLUS	VC520 PLUS	LC120 PLUS	SWC541 PLUS	SWC548 PLUS		SWC5416 PLUS	VC470 PLUS	SC811 PLUS	SC911 PLUS
Catalog page	130	130	130	132	132	134	136	136		136	138	138	140
Applications													
Roller shutters	x	x	x	x	x		x	x		x		x	x
Roller shutter door													
Internal sun protection							x	x		x	x	x	x
External sun protection							x	x		x	x	x	x
On/off switch	x	x	x	x	x	x	x	x		x	x		
Dimmer													
Functions													
Transmitter	x	x	x				x	x		x			
Wall transmitter													
Surface-mounted													
Flush-mounted													
Pluggable											x		
Window mounting (suction cup)													
Display													
UP-STOP-DOWN-STOP toggle button													
1-channel transmitter	x						x						
2-channel transmitter (light button)													
3-channel transmitter													
5-channel transmitter													
8-channel transmitter		x						x					
10-channel transmitter													
16-channel transmitter			x							x			
Receiver/control unit				x	x	x					x		
Sensor (transmitter)												x	x
Manual/automatic switching	x	x	x				x	x		x			
Group/central control	x	x	x				x	x		x			
Blind mode				x	x						x		
Intermediate positions	x	x	x	x	x		x	x		x	x		
Memory function	x	x	x	x	x	x					x		
Date/Time							x						
Summer/Winter time automatic													
Vacation function													
Astro function													
Switching times													

■ Roller shutter application ■ Sun protection application
■ Roller shutter door ■ Roller shutters, sun protection, on/off switch, dimmer

Overview of the CentronicPLUS control program

CentronicPlus Control units Radio solutions	EC541 PLUS	EC548 PLUS	EC5416 PLUS	VC420 PLUS	VC520 PLUS	LC120 PLUS	SWC541 PLUS	SWC548 PLUS		SWC5416 PLUS	VC470 PLUS	SC811 PLUS	SC911 PLUS
Blocking times													
Dusk												x	x
Sun threshold value				x	x		x	x		x	x	x	x
Wind threshold value				x			x	x		x	x	x	x
Rain				x	x		x	x		x			x
Temperature													x
Tilt angle													
Winter operation													
Switch/button connectable				x	x	x							
Glass break function													
Solar operation													
Roller shutter drives with Centronic receiver													
Roller shutter drives with CentronicPlus receiver	x	x	x										
Sun protection drives with Centronic receiver											x	x	x
Sun protection drives with CentronicPlus receiver							x	x		x	x	x	x
Connection for roller shutter drives				x	x								
Connection for sun protection drives				x	x								
Switching on/off	x	x	x	x	x	x	x	x		x			
Dimming													
Controlling patio heaters													
Impulse for controlling external devices					x	x							

■ Roller shutter application ■ Sun protection application
■ Roller shutter door ■ Roller shutters, sun protection, on/off switch, dimmer

Overview of the Centronic control program – Wired solutions

Centronic Control units Wired solutions	EC41	EC61S	EC61P	EC62S	EC62P	EC71S	EC71P	Universal key switch	Toggle switch/ button	Toggle switch/ button	UC42	UC45		U26	SC71	SC81	TR1	Impulse relay	Multi- control relay	Direct current control	
Catalog page	74	74	74	74	74	76	76	76	76	78	78	78		82	84	84	80	80	80	82	
Applications																					
Roller shutters	x	x	x	x	x	x	x	x	x	x	x	x		x			x		x		
Roller shutter door	x	x	x	x	x	x	x	x	x	x	x	x					x	x	x		
External sun protection	x	x	x	x	x	x	x	x	x	x	x	x		x	x	x	x		x		
Internal sun protection	x	x	x	x	x	x	x	x	x	x	x	x		x			x		x		
Additional applications	x										x	x								x	
Functions																					
Surface-mounted	x	x	x			x	x	x	x						x	x				x	
Flush-mounted				x	x					x	x			x			x	x	x		
DIN rail mounting												x									
Display														x							
Sep. up/stop/down buttons	x																				
Switch/button combination	x							x	x	x											
Extra slim housing	x	x	x																		
Switch		x		x		x															
Button			x		x		x														
Sensor															x	x					
Manual/automatic switching														x							
Individual control	x	x	x	x	x	x	x	x	x	x	x	x		x			x	x	x	x	
Group/central control																			x		
Tap operation for blinds																					
Intermediate position																					
Memory function																					
Date/Time														x							
Summer/Winter time auto.																					
Vacation function														x							
Astro function																					
Switching times														x							
Blocking times																					
Dusk														x							
Sun (threshold control)																x					
Wind (threshold control)															x	x					
Winter operation																					
Supported sensors																					
LS26														x							
SC71																					
SC81																					

Overview

Electrical accessories

Latch clamp	170	Light barrier	174
Redary switch set	170	Spiral cable	174
Cord switch set	170	Closing plugs	174
Programming unit plug-in terminal	171	Pressure wave contact switch	175
Programming unit Hirschmann coupling	171	Cable terminal box	175
Universal programming unit	172	Pressure wave installation set	175
Quick-connection set	172	OSE rubber profile, roller shutter	176
Connecting cable for radio drives	172	OSE terminal strip, roller shutter	176
Adapter cable	173	OSE rubber profile, door	176
Hirschmann coupling	173	OSE terminal strip, door	177
Hirschmann retaining clamp	173	OSE installation set	177
Hirschmann plug	173		

Latch clamp 4-pole



Item no. 4816 000 004 0	
RRP € / pc. incl. VAT.	5,60

Latch clamp 5-pole



Item no. 4816 000 005 0	
RRP € / pc. incl. VAT.	8,30

Redary switch set

For starting the operation of drives
with mechanical limit switching



Item no. 4901 001 158 0	
Colour	White
Mains connection	230 V / 50 Hz
Degree of protection	IP20
Loading capacity	10 A
Length of device power cable	0,7 m
Length of power supply cable	1 m
Type of mounting	Surface-mounted / Device box according to DIN EN 49073 / DIN EN 60670
RRP € / pc. incl. VAT.	43,00

Cord switch set

For starting the operation of 12 V DC drives
with 2-wire or 4-wire connecting cable



Item no. 4901 002 188 0	
Colour	Black
Mains connection Power supply	230-240 V/AC / 50 Hz
Power output	12 V DC
Loading capacity	7 A
Degree of protection	IP20
Length of device power cable	1,9 m
Length of power supply cable	0,9 m
RRP € / pc. incl. VAT.	269,00

Cord switch set

For starting the operation of drives
with mechanical limit switching



Item no. 4901 002 182 0	
Colour	White
Mains connection	230 V / 50 Hz
Degree of protection	IP20
Length of device power cable	2,8 m
Length of power supply cable	2 m
RRP € / pc. incl. VAT.	40,00

Programming unit with push-in terminal 1-pole

For starting the operation of drives
with electronic limit switching



Item no. 4935 200 011 0	
Colour	White
Mains connection	230 V / 50 Hz
Degree of protection	IP20
Length of device power cable	2,8 m
Length of power supply cable	2 m
RRP € / pc. incl. VAT.	52,00

Programming unit with Hirschmann coupling 1-pole

For starting the operation of drives
with electronic limit switching



Item no. 4935 200 013 0	
Colour	White
Mains connection	230 V / 50 Hz
Degree of protection	IP20
Length of device power cable	2,8 m
Length of power supply cable	2 m
RRP € / pc. incl. VAT.	86,00

Universal programming unit

For commissioning all Becker limit switching versions



Item no. 4935 000 001 0	
Colour	Black
Mains connection	230 V / 50 Hz
Loading capacity	5 A
Degree of protection	IP44
Length of device power cable	1,6 m
Length of power supply cable	1,8 m
RRP € / pc. incl. VAT.	296,00

Quick-connection set 4-adrig

For core cross-section 0.34 - 0.75 mm² for flexible cable



Item no. 4809 006 002	
Degree of protection	IP65
RRP € / pc. incl. VAT.	20,00

Connecting cable for radio drives

With safety plug and universal terminal



Item no. 4935 200 027 0	
Colour	White
Length of power supply cable	2 m
RRP € / pc. incl. VAT.	21,90

Adapter cable

With fitted Hirschmann coupling (STAK3N)



Item no. 4930 200 181 0 (0,3 m)	
Item no. 4930 200 089 0 (2 m)	
Item no. 4930 200 088 0 (5 m)	
RRP € / pc. incl. VAT.	42,60 (0,3 m) 75,00 (2 m) 83,00 (5 m)

Hirschmann coupling (Typ STAK 3N)



Item no. 4809 002 000 0	
Colour	Grey
RRP € / pc. incl. VAT.	14,00

Hirschmann retaining clamp STAS 3

For Hirschmann plug connection



Item no. 4809 004 000 3	
RRP € / pc. incl. VAT.	4,30

Hirschmann plug (Typ STAS 3N)



Item no. 4809 001 000 0	
RRP € / pc. incl. VAT.	14,00

Light barrier IR Transmitter and receiver



Item no. 4906 000 117 0	
Range	15 m
Mains connection	24 - 240 V / 50 Hz
Power supply	AC / DC
Degree of protection housing	IP54
Type of mounting	Surface-mounted
RRP € / pc. incl. VAT.	112,00

Spiral cable 2-core

Extends to about 3.0 m



Item no. 4822 000 027 5	
Length	0,7 m extends to about 3 m
RRP € / pc. incl. VAT.	31,00

Spiral cable 4-core

Extends to about 3.5 m



Item no. 4903 000 144 0	
Length	0,9 m extends to about 3,5 m
RRP € / pc. incl. VAT.	33,50

Closing plugs

for sealing the pressure wave profile



Item no. 4903 000 145 0	
RRP € / pc. incl. VAT.	7,10

Pressure wave contact switch

with M16 cable gland and
silicone connection hose



Item no. 4903 000 139 0	
Degree of protection housing	IP65
Type of mounting	at the gate
RRP € / pc. incl. VAT.	94,00

Cable terminal box

for installing the safety edge



Item no. 4903 500 013 0	
RRP € / pc. incl. VAT.	50,00

Pressure wave installation set 1

with spiral cable, 2-core, pressure wave
switch; includes installation accessories



Item no. 4903 000 127 0	
Length of device power cable	0,7 m
Type of mounting	at the gate
RRP € / pc. incl. VAT.	112,00

Pressure wave installation set 2

with spiral cable, 4-core, pressure wave switch; includes installation accessories



Item no. 4903 000 128 0	
Length of device power cable	0,9 m
Type of mounting	at the gate
RRP € / pc. incl. VAT.	125,00

OSE rubber profile, roller shutter

compatible with ALU C profile
4903 100 010 0



Item no. 4903 100 009 0	
Dimensions W x H	15 x 40 mm
RRP € / pc. incl. VAT.	31,00

OSE terminal strip, roller shutter

compatible with rubber profile
4903 100 009 0



Item no. 4903 100 010 0	
Dimensions W x H	15 x 8 mm
RRP € / pc. incl. VAT.	20,00

OSE rubber profile, door

compatible with ALU C profile
„DOOR“ 4903 500 005 0



Item no. 4903 100 008 0	
Dimensions W x H	24 x 72 mm
RRP € / pc. incl. VAT.	38,00

OSE terminal strip, door

compatible with rubber profile
4903 100 008 0



Item no. 4903 500 005 0	
Dimensions W x H	25 x 12 mm
RRP € / pc. incl. VAT.	29,00

OSE installation set “roller shutter“

for optical safety edge, consisting of: OSE transmitter, OSE receiver 4-core spiral cable, terminal box, bumper



Item no. 4903 100 002 0	
Dimensions W x H x T	30 x 35 x 18 mm
RRP € / pc. incl. VAT.	186,00

OSE door installation set “door“

for optical safety edge, consisting of: OSE transmitter, OSE receiver 5-core spiral cable, terminal box, bumper



Item no. 4903 100 001 0	
Dimensions W x H x T	33 x 55 x 18 mm
RRP € / pc. incl. VAT.	209,00

Overview

Mechanical accessories

Drive adapters and rings	
Octagonal shaft	180
profilee shaft	181
Hexagonal shaft	184
Grooved shaft	185
Round tube	188
Drive adapters and rings	
for sensitive obstacle detection	192
Adapter kit	195
Dismantling tool	196
Mounting material	196
Cover clips	197
Setting tools/Suspension springs	198
Rigid shaft connectors	199
Connecting pieces	
Tubular drives P5 - P13	203
Tubular drives R7 - R50	204
Tubular drives L50 - L120	206
Wall, box, and system bearings	
Tubular drives P5 - R50	207
Tubular drives L50 - L120	214
Accessories for tubular drives with crank connection	
	217

Drive adapters and rings

Octagonal shaft

Drive adapter	Ring	App.*	Manu- facturer	Designation (Dimensions)	P5 – P13	R7 – R50	L50 – L120
			Selve	Drive adapter S40	4930 300 083 0		
				Ring S40	4930 300 085 0		
			V. Müller	Drive adapter S40VM	4930 300 142 0		
				Ring S40VM	4930 300 143 0		
				Drive adapter SW50	4930 300 121 0	4930 300 121 0	
				Ring SW50	4930 300 122 0	4930 300 122 0	
				Intermediate ring 50 x 1.5	4930 300 102 0		
			Selve, Weisbender, Staffer, V. Müller	Drive adapter S60	4930 300 041 0	4930 300 041 0	
				Ring S60	4930 020 707 2	4930 020 707 2	
				Intermediate ring 50 x 1.5	4930 300 102 0	4930 300 102 0	
			Selve, Weisbender, Staffer, V. Müller	Drive adapter S60L verlängert		4930 300 466 0	
				Ring S60L verlängert		4930 300 465 0	
				Drive adapter Rolm 60	4930 300 044 0	4930 300 044 0	
				Ring Rolm 60	4930 300 037 0	4930 300 037 0	
				Intermediate ring 50 x 1.5	4930 300 102 0		
			Selve, SHG, Weisbender, Ecker-mann	Drive adapter SM70		4930 300 045 0	
				Ring SM70		4930 000 607 0	

*Application

Drive adapter	Ring	App.*	Manu- facturer	Designation (Dimensions)	P5 – P13	R7 – R50	L50 – L120
			Alulux	Drive adapter SM70			4931 300 080 0
				Ring SM70			4931 030 707 4
			Heroal	Drive adapter 70			4931 000 603 4
				Ring 70			4931 030 707 4
				Drive adapter SW102 with accessories			4931 200 063 0
				Ring SW102			4931 300 137 0
			Heroal	Drive adapter SW125 with accessories			4931 200 062 0
				Ring SW125			4931 300 098 0

profile shaft

Drive adapter	Ring	App.*	Manu- facturer	Designation (Dimensions)	P5 – P13	R7 – R50	L50 – L120
			Zurflüh Feller	Drive adapter ZF45x0.5	4930 300 135 0		
				Ring ZF45x0.5	4930 300 136 0		
			Helioscreen	Drive adapter 47x2	4930 300 305 0		
				Ring 47x2	4930 300 306 0		

Drive adapters and rings

profile shaft

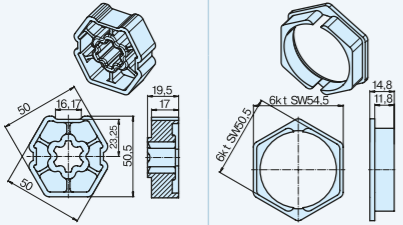
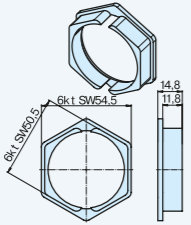

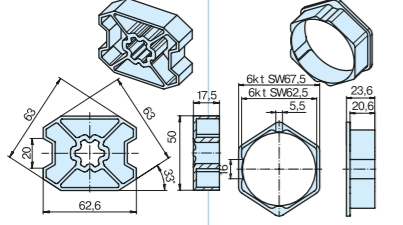
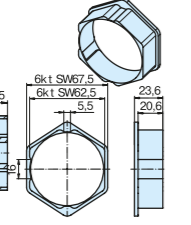

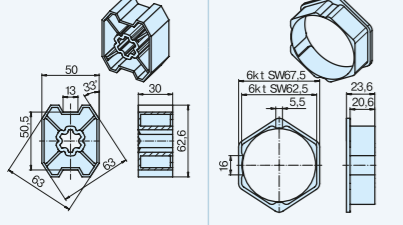
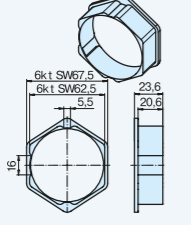

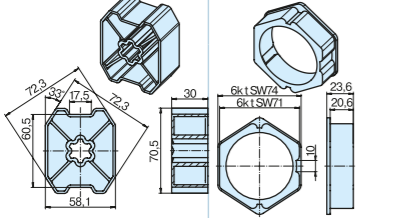
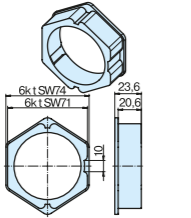

Drive adapter	Ring	App.*	Manu- facturer	Designation (Dimensions)	P5 – P13	R7 – R50	L50 – L120
			Benthin	Drive adapter Benthin 52+62	4930 300 442 0		
				Ring Benthin 52+62	4930 300 443 0		
				Wall bracket	4930 300 432 0		
			Benthin	Shaft adapter set Drive adapter/ Ring Ø 44 mm + Ø 52 mm	4930 200 307 0		
			Benthin	Shaft adapter set Drive adapter/ Ring Ø 65 mm	4930 200 308 0		
			Benthin	Shaft adapter set Drive adapter/ Ring Ø 75 mm	4930 200 309 0		
			Zurflüh Feller	Drive adapter ZF54	4930 300 193 0	4930 300 193 0	
				Ring ZF54	4930 300 390 0	4930 300 390 0	
				Intermediate ring 50 x 1.5	4930 300 102 0		
			Zurflüh Feller	Drive adapter ZF64 x 0.8	4930 300 140 0	4930 300 140 0	
				Ring ZF64 x 0.8	4930 300 141 0	4930 300 141 0	
				Intermediate ring 50 x 1.5	4930 300 102 0		

Drive adapter	Ring	App.*	Manu- facturer	Designation (Dimensions)	P5 – P13	R7 – R50	L50 – L120
			Hoos, Metalpreß, Weisbender	Drive adapter HM65	4930 300 048 0	4930 300 048 0	
				Ring HM65	4930 080 707 0	4930 080 707 0	
				Intermediate ring 50 x 1.5	4930 300 102 0		
			Eckermann, Imbac	Drive adapter E65	4930 300 047 0	4930 300 047 0	
				Ring E65	4930 040 707 2	4930 040 707 2	
				Intermediate ring 50 x 1.5	4930 300 102 0		
			Zurflüh Feller	Drive adapter ZF80 x 1.2		4930 300 327 0	4931 300 148 0
				Ring ZF80 x 1.2		4931 300 149 0	4931 300 149 0
				Intermediate ring 63 x 1.5		4930 300 628 0	
			Alukon	Drive adapter A128			4931 300 302 0
				Ring A128			4931 200 104 0
				Ring 70			4931 030 707 4

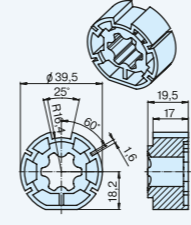
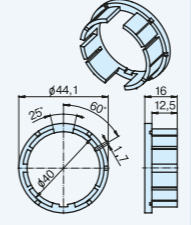

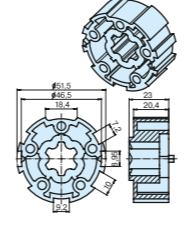
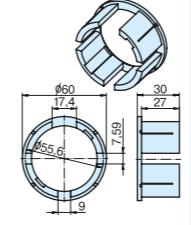

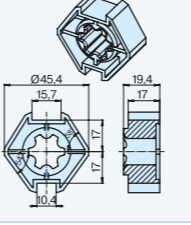
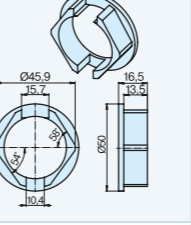

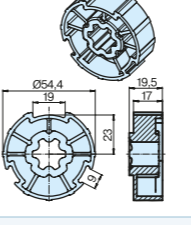
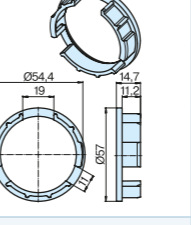

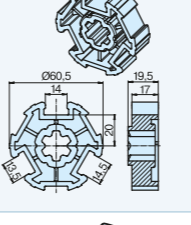
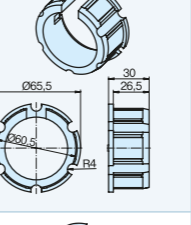

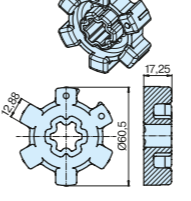
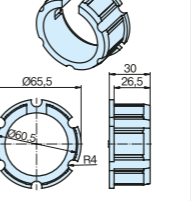







*Application

Drive adapters and rings

Hexagonal shaft

Drive adapter	Ring	App.*	Manu- facturer	Designation (Dimensions)	P5 – P13	R7 – R50	L50 – L120
			Butzbach, Rieko	Drive adapter B60	4930 300 046 0	4930 300 046 0	
				Ring B60	4930 030 707 1	4930 030 707 1	
				Intermediate ring 50 x 1.5	4930 300 102 0		
			Butzbach, Rieko	Drive adapter B75		4930 300 189 0	
				Ring B75		4931 010 707 4	
				Intermediate ring 63 x 1.5		4930 300 628 0	
			Butzbach	Drive adapter B75			4931 300 081 0
				Ring B75			4931 010 707 4
			Butzbach	Drive adapter B85			4931 300 082 0
				Ring B85			4931 020 707 4

Grooved shaft

Drive adapter	Ring	App.*	Manu- facturer	Designation (Dimensions)	P5 – P13	R7 – R50	L50 – L120
				Drive adapter M40	4930 300 408 0		
				Drive Wheel Universal			
				Ring M40	4930 300 409 0		
				Crown Wheel 43 mm			
				Drive adapter M50		4930 300 406 0	
				Drive Wheel Universal			
				Ring M50		4930 300 407 0	
				Crown Wheel 60 mm			
				Drive adapter 50x2 Rolmatic	4930 300 103 0		
				Ring 50x2 Rolmatic	4930 300 104 0		
				Drive adapter 57,5	4930 300 173 0	4930 300 173 0	
				Ring 57,5	4930 300 174 0	4930 300 174 0	
				Intermediate ring 50 x 1.5	4930 300 102 0		
				Drive adapter 63N K up to 25 Nm	4930 300 084 0	4930 300 084 0	
				Ring 63N	4930 300 415 0	4930 300 415 0	
				Intermediate ring 50 x 1.5	4930 300 102 0		
				Drive adapter 63N D from 30 Nm		4930 300 052 0	
				Ring 63N		4930 300 415 0	

*Application

Drive adapters and rings

Grooved shaft

Drive adapter	Ring	App.*	Manu- facturer	Designation (Dimensions)	P5 – P13	R7 – R50	L50 – L120
				Drive adapter Forjas 70		4930 300 217 0	
				Ring Forjas 70		4930 300 218 0	
				Drive adapter DW70N		4930 300 055 0	
				Ring DW70N		4930 070 707 0	
				Drive adapter DW74N		4930 300 056 0	
				Ring DW74N		4930 010 707 2	
				Drive adapter DW78R+F		4930 300 091 0	
				Ring DW78R+F		4930 300 033 0	
				Drive adapter DW78N 1,5 mm centre offset			4931 300 365 0
				Ring DW78N			4931 300 357 0
				Drive adapter DW78N 4 mm centre offset			4931 300 086 0
				Ring DW78N			4931 230 707 0

Drive adapter	Ring	App.*	Manu- facturer	Designation (Dimensions)	P5 – P13	R7 – R50	L50 – L120
				Drive adapter DW78x 1			4931 300 079 0
				Ring DW78x 1			4931 210 707 1
				Drive adapter Optinut 81,8		4930 300 529 0	
				Ring for R series		4930 300 528 0	
				Drive adapter Optinut 81,8			4931 300 371 0
				Ring for L series			4931 300 370 0
				Drive adapter Optinut 69x1,25		4930 300 557 0	
				Ring for R series		4930 300 556 0	
				Drive adapter DW85N			4930 300 065 0
				Drive adapter ab 40 Nm DW85N			4930 300 410 0
				Ring DW85N			4930 300 066 0
				Drive adapter DW85N			4931 300 078 0
				Ring DW85N			4931 300 227 0

*Application

Drive adapters and rings

Round tube

Drive adapter	Ring	App.*	Manu- facturer	Designation (Dimensions)	P5 – P13	R7 – R50	L50 – L120
				Drive adapter 38x1 / 40x2	4930 300 088 0 without ring**		
				Drive adapter 40x1 / 42x2	4930 300 086 0		
				Ring 40x1 / 42x2	4930 300 087 0		
				Drive adapter 40x1.3 / 40x1.5	4930 300 195 0		
				Ring 40x1.3 / 40x1.5	4930 300 196 0		
				Drive adapter 50x1.5	4930 300 049 0	4930 300 049 0	
				Intermediate ring 50x1.5	4930 300 102 0	without ring**	
				Drive adapter Siral 50	4930 300 050 0	4930 300 050 0	
				Intermediate ring 50x1.5	4930 300 102 0	without ring**	
			Ware- ma	Drive adapter 50x1.5 Thread M4	4930 300 420 0	4930 300 420 0	
				Intermediate ring 50x1.5	4930 300 102 0	without ring**	
				Drive adapter 60x1.5	4930 300 075 0	4930 300 075 0	
				Ring 60x1.5	4930 300 076 0	4930 300 076 0	
				Intermediate ring 50x1.5	4930 300 102 0		

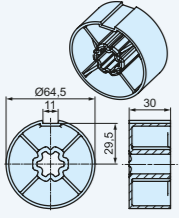
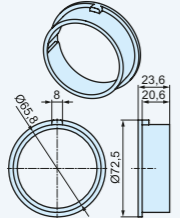

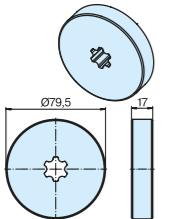
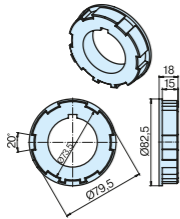

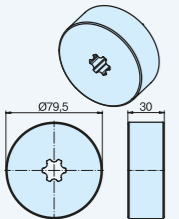
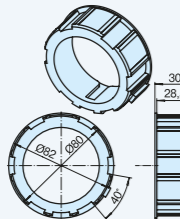

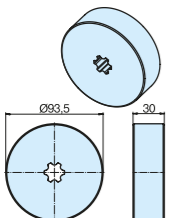
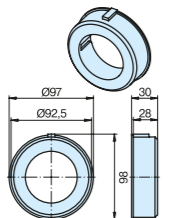

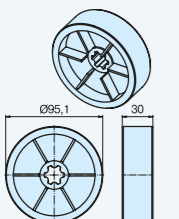
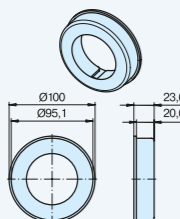

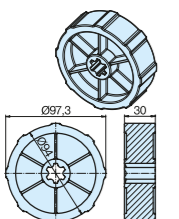
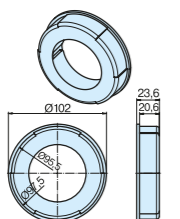

*Application

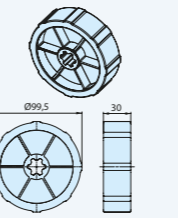
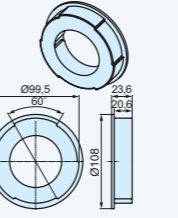

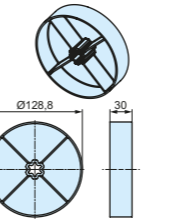
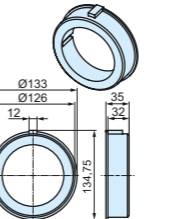

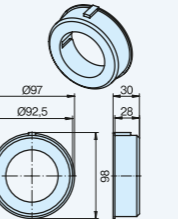

**The winding shaft fits onto the drive's running ring

Drive adapter	Ring	App.*	Manu- facturer	Designation (Dimensions)	P5 – P13	R7 – R50	L50 – L120
				Drive adapter 63x1.5	4930 300 059 0	4930 300 059 0	
				Ring 63x1.5	4930 300 628 0	4930 300 628 0	
				Intermediate ring 50 x 1.5	4930 300 102 0		
				Drive adapter HD50	4930 300 593 0		
				Ring HD50	4930 300 594 0		
				Intermediate ring 63x1.5		4930 300 628 0	
				Drive adapter 63x1.5			4931 300 083 0 without ring**
				Drive adapter 70x1.5		4930 300 061 0	
				Ring 70x1.5		4930 300 062 0	
				Drive adapter 70x1.5			4931 300 084 0
				Ring 70x1.5			4931 050 707 4

Drive adapters and rings

Round tube

Drive adapter	Ring	App.*	Manu- facturer	Designation (Dimensions)	P5 – P13	R7 – R50	L50 – L120
				Drive adapter 70x2			4931 300 085 0
				Ring 70x2			4931 060 707 4
				Drive adapter 83x1.5/ 85x2.5		4930 300 098 0	
				Ring 83x1.5/ 85x2.5		4930 300 100 0	
				Drive adapter 83x1.5/ 85x2.5			4931 300 119 0
				Ring 83x1.5/ 85x2.5			4931 300 125 0
				Drive adapter 98x2			4931 300 115 0
				Ring 98x2			4931 300 126 0
				R7 – R25			
				Drive adapter 100x2		4930 300 185 0	4931 300 167 0
				Ring 100x2		4931 300 160 0	4931 300 160 0
				Ring 63x1.5		4930 300 628 0	
				Drive adapter 102x2			4931 300 104 0
				Ring 102x2			4931 300 049 0

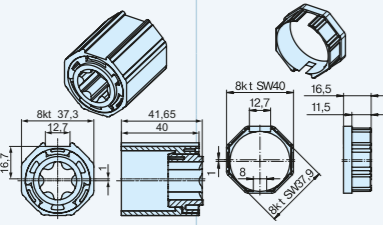
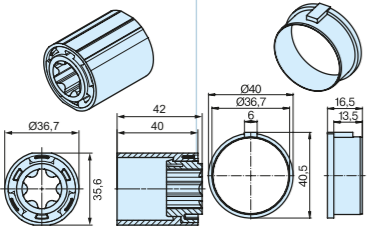
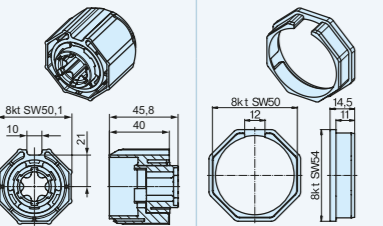
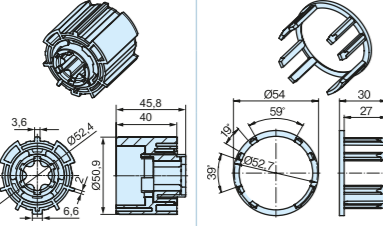
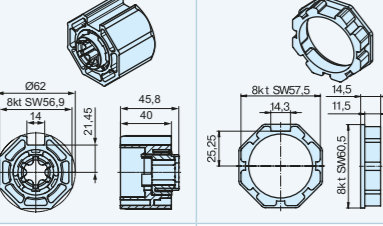
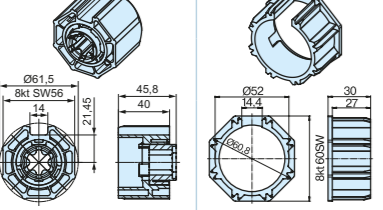
Drive adapter	Ring	App.*	Manu- facturer	Designation (Dimensions)	P5 – P13	R7 – R50	L50 – L120
				Drive adapter 108x3.6			4931 300 155 0
				Ring 108x3.6			4931 300 043 0
				Drive adapter 133x2			4931 300 120 0
				Ring 133x2			4931 300 127 0
				Ring 98x2			4931 300 126 0

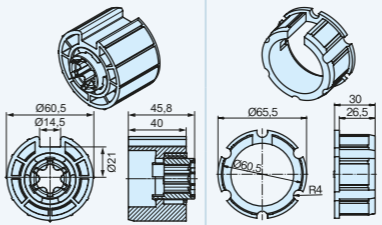
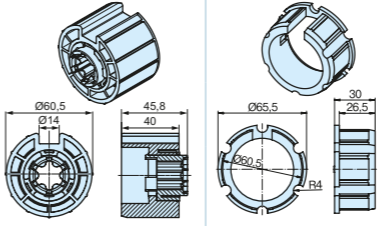
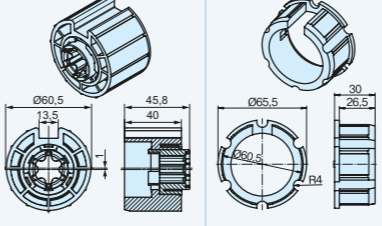
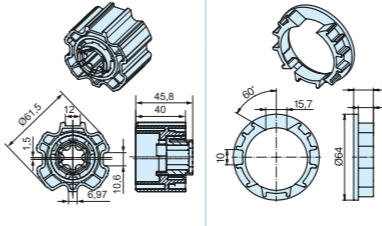
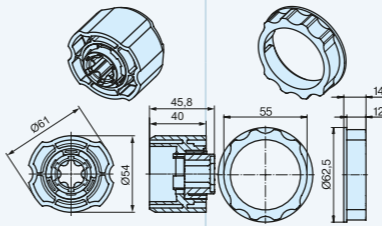
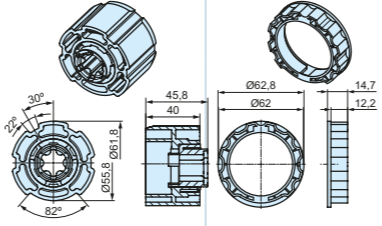
*Application

**The winding shaft fits onto the drive's running ring

Drive adapters and rings

Drive adapters and rings for sensitive obstacle detection

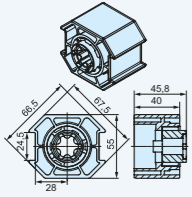
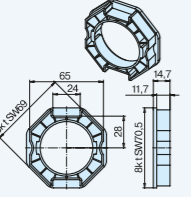

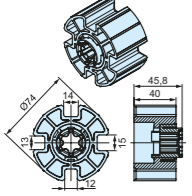
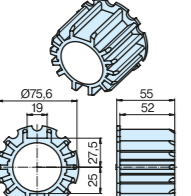

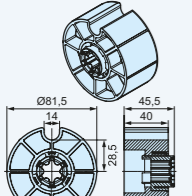
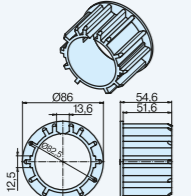

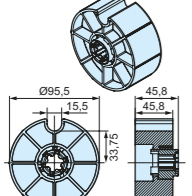
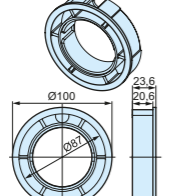

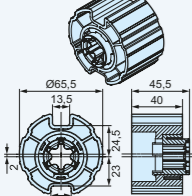
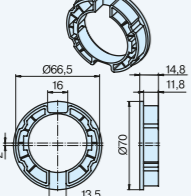

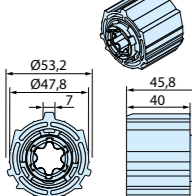
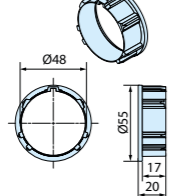

Drive adapter	Ring	App.*	Manu- facturer	Designation (Dimensions)	P5 – P13	R7 – R40	L50 – L120
	Drive adapter O-S40			4930 200 250 0			
	Ring S40			4930 300 085 0			
	Drive adapter O-40x1.3 / 40x1.5			4930 200 246 0			
	Ring 40x1.3 / 40x1.5			4930 300 196 0			
	Drive adapter O-S50			4930 200 229 0	4930 200 229 0		
	Ring SW50			4930 300 122 0	4930 300 122 0		
	Intermediate ring 50x1.5			4930 300 102 0			
	Drive adapter O-ZF54			4930 200 230 0	4930 200 230 0		
	Ring ZF54			4930 300 390 0	4930 300 390 0		
	Intermediate ring 50x1.5			4930 300 102 0			
	Drive adapter O-Rolm 60			4930 200 223 0	4930 200 223 0		
	Ring Rolm 60			4930 300 037 0	4930 300 037 0		
	Intermediate ring 50x1.5			4930 300 102 0			
	Drive adapter O-S60			4930 200 222 0	4930 200 222 0		
	Ring S60 L			4930 300 465 0	4930 300 465 0		
	Intermediate ring 50x1.5			4930 300 102 0			

Drive adapter	Ring	App.*	Manu- facturer	Designation (Dimensions)	P5 – P13	R7 – R40	L50 – L120
	Drive adapter O-63N 14,5 mm			4930 200 275 0	4930 200 275 0		
	Ring 63N			4930 300 415 0	4930 300 415 0		
	Intermediate ring 50x1,5			4930 300 102 0			
	Drive adapter O-63N 14,0 mm			4930 200 276 0	4930 200 276 0		
	Ring 63N			4930 300 415 0	4930 300 415 0		
	Intermediate ring 50x1,5			4930 300 102 0			
	Drive adapter O-63N 13,5 mm			4930 200 277 0	4930 200 277 0		
	Ring 63N			4930 300 415 0	4930 300 415 0		
	Intermediate ring 50x1,5			4930 300 102 0			
	Drive adapter O-ZF64			4930 200 231 0	4930 200 231 0		
	Ring ZF64x0.8			4930 300 141 0	4930 300 141 0		
	Intermediate ring 50x1.5			4930 300 102 0			
	Drive adapter O-HM65			4930 200 245 0	4930 200 245 0		
	Ring HM65			4930 080 707 0	4930 080 707 0		
	Intermediate ring 50x1.5			4930 300 102 0			
	Drive adapter O-E65			4930 200 249 0	4930 200 249 0		
	Ring E65			4930 040 707 2	4930 040 707 2		
	Intermediate ring 50x1.5			4930 300 102 0			

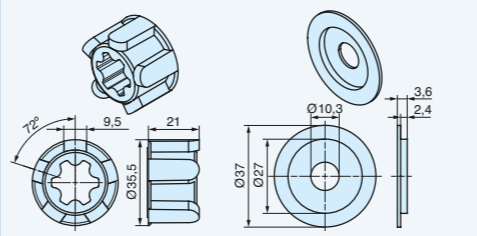


*Application

Drive adapters and rings

Drive adapters and rings for sensitive obstacle detection

Drive adapter	Ring	App.*	Manu- facturer	Designation (Dimensions)	P5 – P13	R7 – R40	L50 – L120
				Drive adapter O-SM70	4930 200 236 0	4930 200 236 0	
				Ring SM70	4930 000 607 0	4930 000 607 0	
				Intermediate ring 50 x 1,5	4930 300 102 0		
				Drive adapter O-DW78 R+F		4930 200 274 0	
				Ring DW78 R+F		4930 300 033 0	
				Drive adapter O-D85N		4930 200 271 0	
				Ring DW85N		4931 300 227 0	
				Intermediate ring 63 x 1,5		4930 300 628 0	
				Drive adapter O-D100		4930 200 278 0	
				Ring DW100		4931 300 336 0	
				Intermediate ring 63 x 1,5		4930 300 628 0	
				Drive adapter Forjas 70		4930 200 279 0	
				Ring Forjas 70		4930 300 218 0	
			Alulux	Drive adapter 56 x 0,5 Optimaxx		4930 200 306 0	
				Ring 56 x 0,5 Optimaxx		4930 300 710 0	

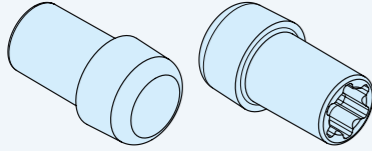
Adapter kit for R series

	Name	Application	Item number
	BS adaptation kit for R series consisting of:	 Drives for roller shutters R7 – R40	4930 200 282 0
	Drive shaft adapter BS to 40 Nm and	 Drives for sun protection P7 – R40	4930 300 291 0
	Drive adapter safety catch BS to 40 Nm		4930 300 292 0






*Application

Drive adapters and rings

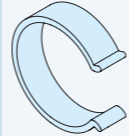


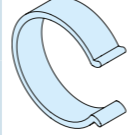


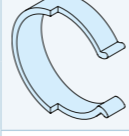





Dismantling tool for drive adapters

	Name	Item number
	Dismantling tool for drive adapters	4930 300 606 0

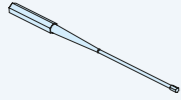




Mounting material for drive adapter

Name	Application	P5-P13	R7-R20	R30-R120	L50-L120
Drive adapter lock		4930 300 161 0	4930 300 657 0		
Toothed washer				9900 101 679 7	
Screw M6				9901 250 091 2	
Screw M6 for drive adapter 102 / 125-8-square					9901 252 091 2
Washer for drive adapter 102 / 125-8-square					4931 300 161 0

Cover clips

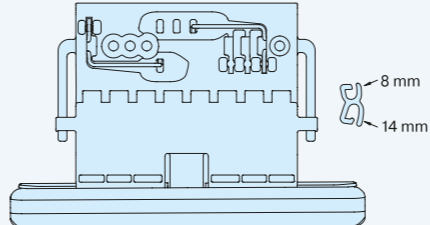

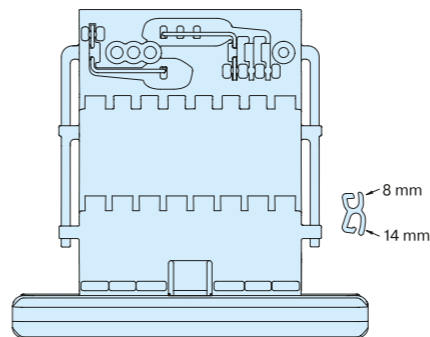

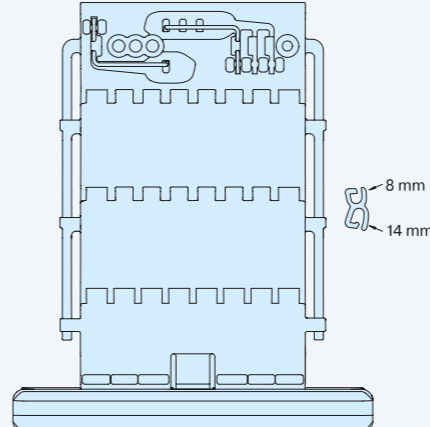

Cover clip	Application	Designation	Item number
	 	Cover clip white for Pico without bracket	4930 300 490 0
	 	Cover clip black for Pico without bracket	4930 300 491 0
	 	Cover clip white for Pico with bracket	4930 300 492 0
	 	Cover clip black for Pico with bracket	4930 300 493 0

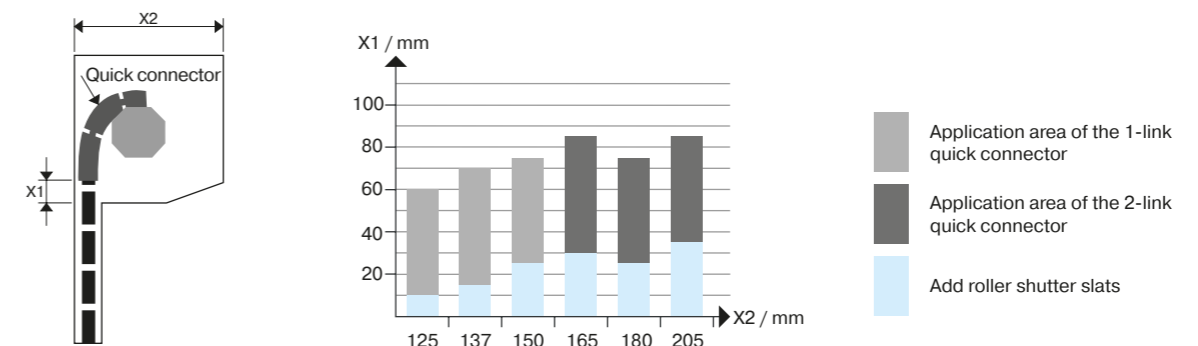
Setting tools / Suspension springs

	Name	Application	Packaging unit	Item number
	Einstellhilfe	 		4933 300 029 0
	Mini suspension spring	For roller shutter slats with mini profile, width 8 mm, length 160 mm 	100 pieces	4930 300 338 0
	Maxi suspension spring	For roller shutter slats with maxi profile, width 14 mm, length 200 mm 	100 pieces	4930 300 337 0
	Shaft clip S40	For suspension springs S40 For clipping onto the shaft Suspension springs are hooked into the shaft clip To protect the drive from friction damage. 		4930 300 307 0
	Shaft clip S50	For suspension springs S50 For clipping onto the shaft Suspension springs are hooked into the shaft clip To protect the drive from friction damage. 		4930 300 618 0
	Ball bearing conversion kit	For P and R series up to 30 Nm 		4930 200 255 0

Rigid shaft connectors

Rigid safety springs

	Name	Application	Item number
	Rigid safety spring 1-link	For 50 mm and 60 mm shaft diameters With mounting profile for 8 mm and 14 mm roller shutter laths Shortenable or extendable by removing or adding individual links Roller shutter tubular drives with automatic detection of anti-lift devices (+-types, e.g., RP+, PR+, C01, etc.). 	4902 000 306 0
	Rigid safety spring 2-link	For 50 mm and 60 mm shaft diameters With mounting profile for 8 mm and 14 mm roller shutter laths Shortenable or extendable by removing or adding individual links Roller shutter tubular drives with automatic detection of anti-lift devices (+-types, e.g., RP+, PR+, C01, etc.). 	4902 000 307 0
	Rigid safety spring 3-link	For 50 mm and 60 mm shaft diameters With mounting profile for 8 mm and 14 mm roller shutter laths Shortenable or extendable by removing or adding individual links Roller shutter tubular drives with automatic detection of anti-lift devices (+-types, e.g., RP+, PR+, C01, etc.). 	4902 000 308 0

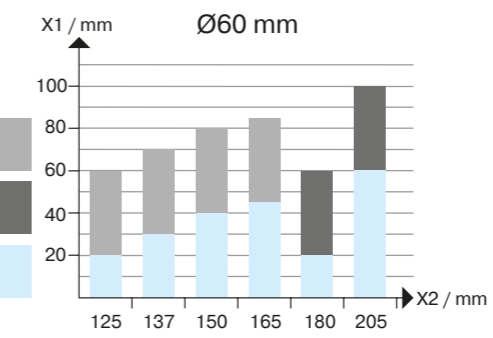
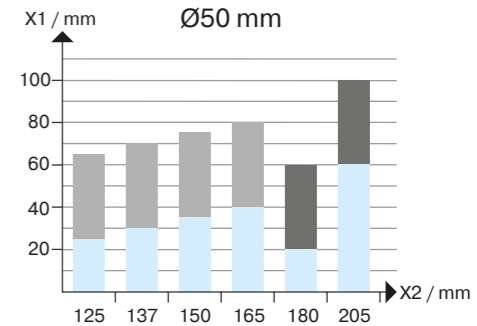
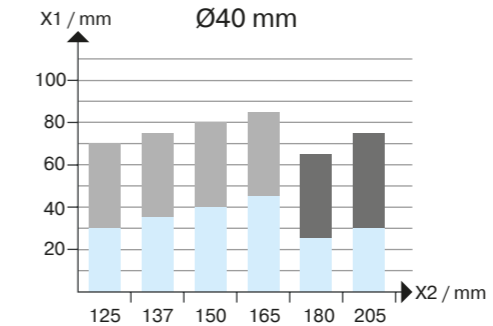
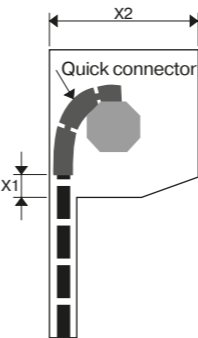


Rigid shaft connectors

Rigid quick-release connectors for size 40 shafts

	Name	Application	Item number
	Rigid quick-release connector 1-link	For sizes 40, 50 and 60 octagonal shafts With mounting profile for 8 mm to 11 mm roller shutter laths Roller shutter tubular drives with automatic detection of anti-lifting devices	4902 000 309 0
	Rigid quick-release connector 2-link	For size 40 octagonal shafts With mounting profile for 8 mm to 11 mm roller shutter laths Roller shutter tubular drives with automatic detection of anti-lifting devices	4902 000 310 0
	Rigid quick-release connector 2-link	For sizes 50 and 60 octagonal shafts With mounting profile for 8 mm to 11 mm roller shutter laths Roller shutter tubular drives with automatic detection of anti-lifting devices	4902 000 312 0

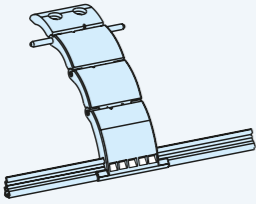

	Name	Application	Item number
	Ring for rigid quickrelease connector	For size 40 octagonal shafts	4902 000 311 0
	Ring for rigid quickrelease connector	For size 50 octagonal shafts	4902 000 313 0
	Ring for rigid quickrelease connector	For size 60 octagonal shafts	4902 000 314 0



- Add roller shutter slats
- Application area of the 2-link quick connector
- Add roller shutter slats

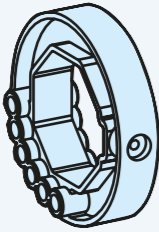
Rigid shaft connectors

Anti-lifting device

	Name	Application	Item number
	3-link, profile 8 mm		4902 000 252 0
	2-link, profile 14 mm		4902 000 254 0
	3-link, profile 14 mm		4902 000 255 0
	4-link, profile 14 mm		4902 000 256 0

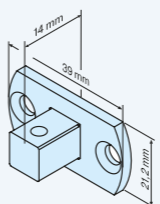


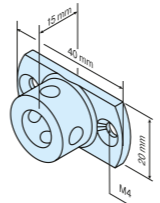


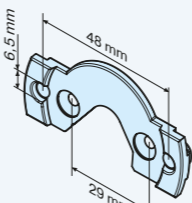


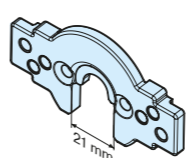


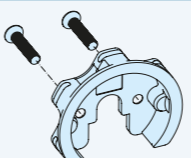
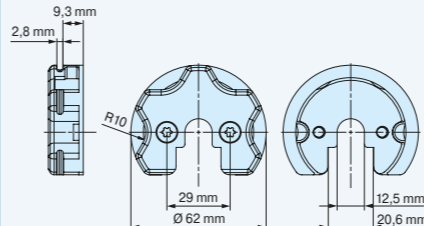

Two fastening rings are needed for each anti-lifting device; the gap between two anti-lifting devices should not be greater than 70 cm.

Fastening ring

	Name	Application	Item number
	SW 60	R8-E01 ... R40-E01	4902 000 258 0
	SW 70	R8-E03 ... R20-E03	4902 000 259 0
		R8-C01 ... R40-C01	

Connecting pieces



Tubular drives P5 – P13

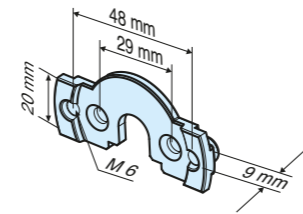

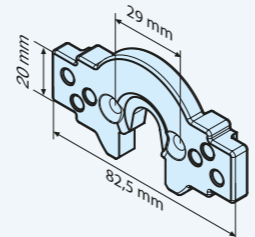


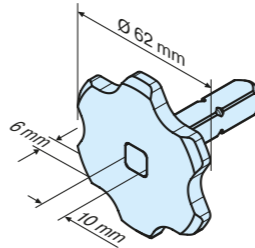


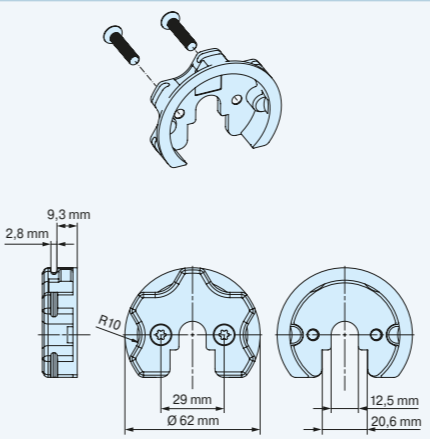

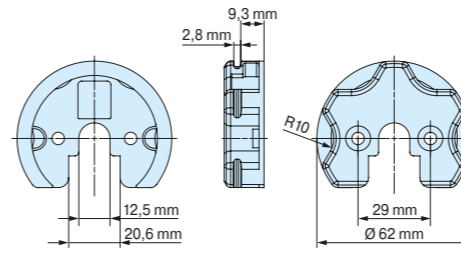

	Name	Application	Item number
	Connecting piece-P 4K-10 including screws, with square, 10 mm	 Drives for roller shutters P5 – P13  Drives for sun protection P5 – P13	4930 200 140 0
	Connecting piece-P 20-round including screws, with round pin Ø 20 mm	 Drives for roller shutters P5 – P13  Drives for sun protection P5 – P13	4930 200 139 0
	Mini strip-P C-plug M6/48 including screws	 Drives for roller shutters P5 – P13  Drives for sun protection P5 – P13	4930 200 232 0
	B-strip-P C-plug including screws	 Drives for roller shutters P3 – P9  Drives for sun protection P3 – P9	4930 200 234 0
 	Star adapter set* Star adapter incl. mounting screws	 Drives for roller shutters P4 – P9	4930 200 299 0

*When mounted, existing setting tools on the motor head are concealed.

Connecting pieces

Tubular drives R7 – R50

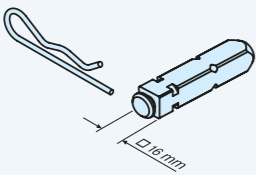


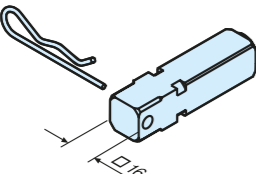


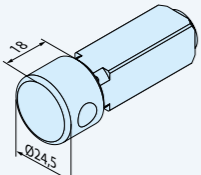


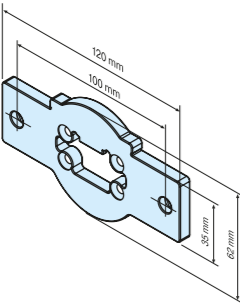

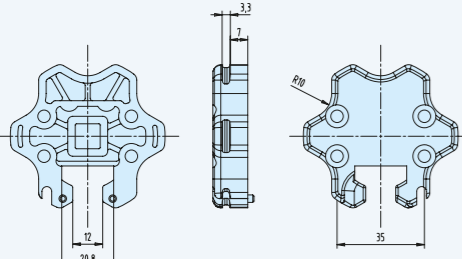


	Name	Application	Item number
	Mounting pin-R 1/10 square, 10 mm	 Drives for roller shutters R7 – R50  Drives for sun protection R7 – R50	4930 200 026 0
	Mounting pin-R 2/10 square, 10 mm	 Drives for roller shutters R7 – R50  Drives for sun protection R7 – R50	4930 200 030 0
	Mounting pin-R 3/20 round, d=20 mm	 Drives for roller shutters R7 – R50  Drives for sun protection R7 – R40	4930 300 159 0
	Mounting pin-R 4/12 square, 12 mm	 Drives for roller shutters R7 – R50  Drives for sun protection R7 – R50	4930 300 412 0
	Mounting pin-R 4/16-10 square, 16 x 10 mm	 Drives for roller shutters R7 – R50  Drives for sun protection R7 – R50	4930 300 449 0
	Mounting pin-R 4/16-10 square, 16 x 10 mm hole diameter Ø 8,5 mm	 Drives for roller shutters R7 – R50  Drives for sun protection R7 – R50	4930 300 627 0
	Mounting pin-R 4/16 square, 16 mm	 Drives for roller shutters R7 – R50  Drives for sun protection R7 – R50 Note: For wall brackets with 16 mm square receptacle (4931...)	4930 200 052 0

	Name	Application	Item number
	Mini strip-R C-plug Mini strip M6/48 including screws	 Drives for roller shutters R7 – R20	4930 200 244 0
	B-strip-R C-plug including screws	 Drives for roller shutters R8 – R40  Drives for sun protection R8 – R30	4930 200 235 0
	Connecting piece star	 Drives for roller shutters R7 – R50  Drives for sun protection R7 – R50	4930 200 260 0
	Star adapter set* Star adapter incl. mounting screws	 Drives for roller shutters R7 – R40	4930 200 265 0
	Staradapter without fastening material*	 Drives for roller shutters P4 – R40	4930 300 582 0

*When mounted, existing setting tools on the motor head are concealed.

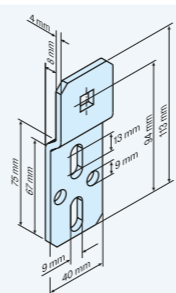

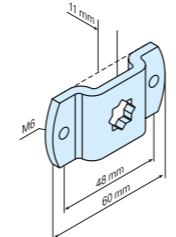

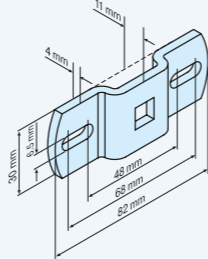

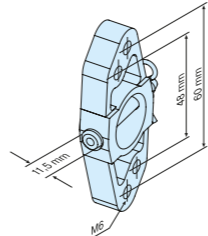


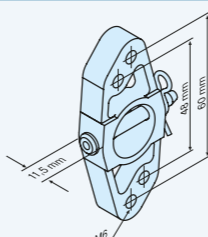


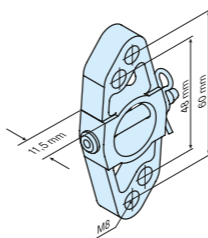


Connecting pieces

Tubular drives L50 – L120

	Name	Application	Item number
	Mounting pin-L 1/16 square, 16 mm	 Drives for roller shutters L50 – L120  Drives for sun protection L50 – L120	4931 200 040 0
	Mounting pin-L 2/16 square, 16 mm	 Drives for roller shutters L50 – L120  Drives for sun protection L50 – L120 Note: For wall brackets with 16 mm square receptacle (4931...)	4931 200 034 0
	Mounting pin-L 3/25 round, d=25 mm	 Drives for roller shutters L50 – L120  Drives for sun protection L50 – L120	2279 370 019 0
	B-strip-L	 Drives for roller shutters (one-sided load) L50/17 – L80/11	4931 300 169 0
	Star adapter-L	 Drives for roller shutters L50 – L120  Drives for sun protection L50 – L120	4931 300 416 0

Wall, box, system and awning brackets

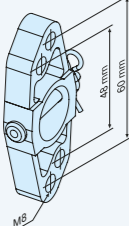


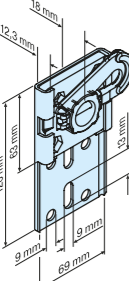

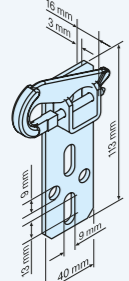

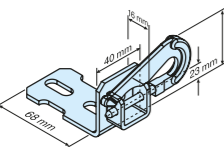

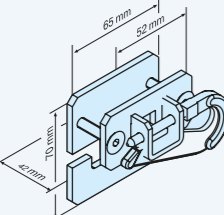

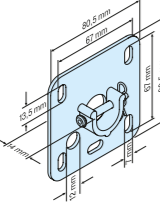

Tubular drives P5 – P13 and R7 – R50

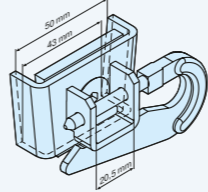

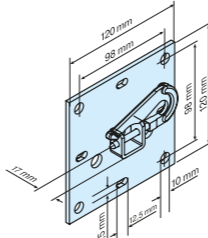

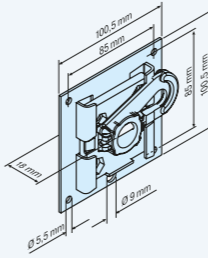

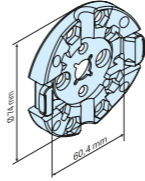

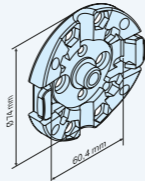

	Name	Application	RRP € / pc.*	Item number
	Box bracket-P/R 4K-10 with square, 10 mm for mounting pins 1/10 and 2/10 and connecting piece 10 mm	 Drives for roller shutters (one-sided load) up to 50 Nm	7,10	4930 300 051 0
	Awning bracket-P/R star-10 with star for mounting pins 1/10 and 2/10 and connecting piece Ø 10 mm	 Drives for sun protection up to 50 Nm	7,10	4930 300 053 0
	Awning bracket-P/R 4K-10 with square, 10 mm for mounting pins 1/10 and 2/10 and connecting piece Ø 10 mm	 Drives for sun protection up to 50 Nm	7,10	4930 300 040 0
	Awning bracket M6 with spigot for mounting pins 3/20	 Drives for roller shutters up to 40 Nm  Drives for sun protection up to 40 Nm	12,80	4930 200 043 0
	Awning bracket M6 without spigot for mounting pins 3/20	 Drives for roller shutters up to 40 Nm  Drives for sun protection up to 40 Nm	12,80	4930 000 728 0
	Awning bracket M8 with spigot for mounting pins 3/20	 Drives for roller shutters up to 40 Nm  Drives for sun protection up to 40 Nm	12,80	4930 200 044 0

*incl. VAT

Wall, box, system and awning brackets

Tubular drives P5–P13 and R7–R50

	Name	Application	RRP €/pc.*	Item number
	Awning bracket M8 without spigot for mounting pins 3/20	 Drives for roller shutters up to 40 Nm  Drives for sun protection up to 40 Nm	12,80	4930 000 726 1
	Universal wall bracket-P/R 3/20 for mounting pins 3/20 and connecting piece Ø 20 mm	 Drives for roller shutters up to 50 Nm	9,40	4930 200 005 0
	Box bracket-P/R 3/20 for mounting pins 3/20 and connecting piece Ø 20 mm	 Drives for roller shutters up to 50 Nm	9,40	4930 010 607 0
	Behind-plaster bracket-P/R 3/20 for mounting pins 3/20	 Drives for roller shutters up to 50 Nm	9,40	4930 040 607 0
	Conversion bracket-P/R 3/20 for behind-plaster bracket angle iron for mounting pins 3/20	 Drives for roller shutters up to 30 Nm	20,50	4930 200 077 0
	Plate bracket-P/R B80 3/20 width 80 mm for mounting pins 3/20	 Drives for roller shutters up to 30 Nm	12,00	4930 000 607 2

	Name	Application	RRP €/pc.*	Item number
	Conversion bracket-P/R 3/20 complete for behind-plaster bracket ball bearing shell for mounting pins 3/20	 Drives for roller shutters up to 30 Nm	14,30	4930 200 207 0
	Plate bracket-P/R B120 3/20 width 120 mm for mounting pins 3/20	 Drives for roller shutters up to 50 Nm	29,40	4930 200 001 0
	Motor bracket-P/R 3/20 for covering cap for mounting pins 3/20	 Drives for roller shutters up to 50 Nm	9,40	4930 200 036 0
	Wall bracket-P/R with catch for mini strip	 Drives for roller shutters up to 20 Nm	7,10	4930 300 382 0
	Wall bracket-P/R with catch 2 for mini strip	 Drives for roller shutters up to 20 Nm	7,10	4930 300 332 0

Wall, box, system and awning brackets

Tubular drives P5 – P13 and R7 – R50

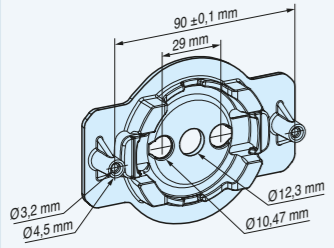

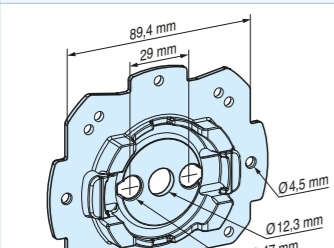

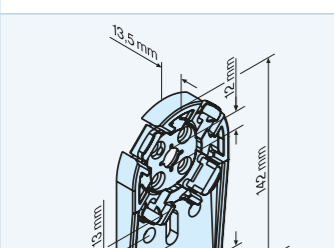

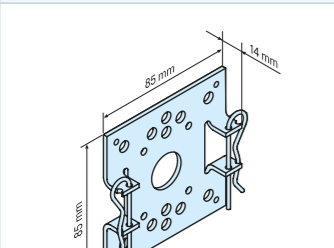

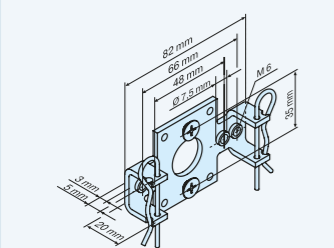

	Name	Application	RRP € / pc.*	Item number
	Wall bracket-P/R Exte with catch for mini strip and EXTE	Drives for roller shutters up to 20 Nm	7,10	4930 300 524 0
	Wall bracket-P/R Gealan with catch for mini strip and Gealan head piece	Drives for roller shutters up to 20 Nm	7,10	4930 300 525 0
	Wall bracket Heroal right	Drives for roller shutters up to 20 Nm	9,40	4930 200 263 0
	Wall bracket-P/R Inoutic with catch for mini strip and Inoutic head piece	Drives for roller shutters up to 20 Nm	7,10	4930 300 359 0
	Wall bracket-P/R Kömmerling with catch for mini strip and Kömmerling head piece	Drives for roller shutters up to 20 Nm	7,10	4930 300 357 0

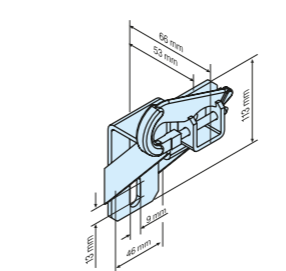

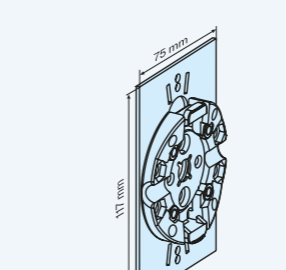

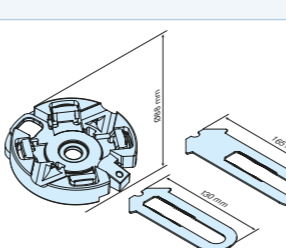

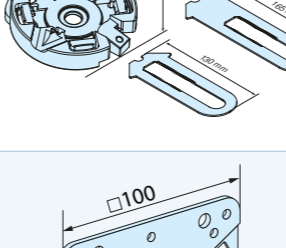
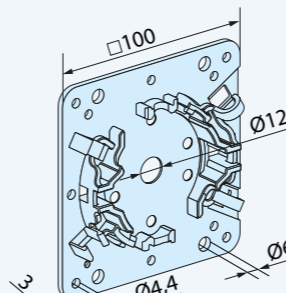


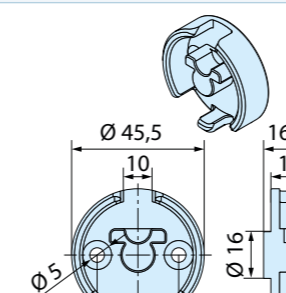

	Name	Application	RRP € / pc.*	Item number
	Wall bracket Lakal with catch for mini strip and Lakal head piece	Drives for roller shutters up to 20 Nm	7,10	4930 300 389 0
	Wall bracket-P/R Profine with catch for mini strip and VariNova head piece	Drives for roller shutters up to 20 Nm	7,10	4930 300 496 0
	Wall bracket-P/R SKS with catch for mini strip and SKS head piece	Drives for roller shutters up to 20 Nm	7,10	4930 300 591 0
	Wall bracket-P/R Veka with catch for mini strip and VEKA head piece	Drives for roller shutters up to 20 Nm	7,10	4930 300 355 0
	Wall bracket-P/R Vekavariant with catch for mini strip and VEKAVARIANT head piece	Drives for roller shutters up to 20 Nm	7,10	4930 300 419 0
	Wall bracket with catch for mini strip and ZF head piece	Drives for roller shutters up to 20 Nm	7,10	4930 300 413 0

*incl. VAT

Wall, box, system and awning brackets

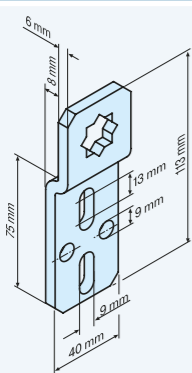

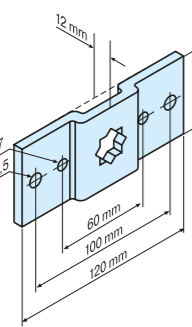

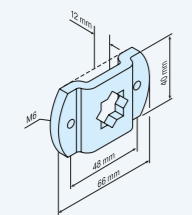

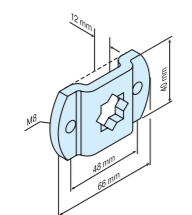

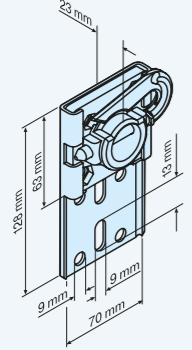

Tubular drives P5–P13 and R7–R50

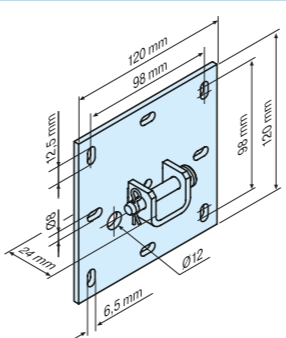

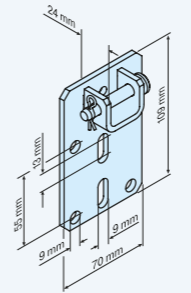

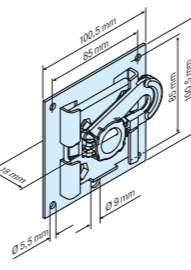

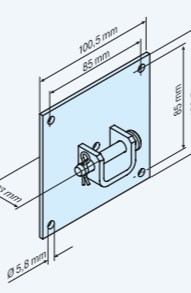

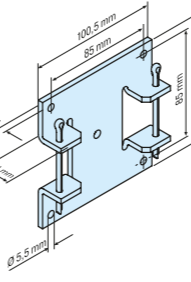

	Name	Application	RRP €/pc.*	Item number
	Wall bracket with catch ZF	 Drives for roller shutters up to 20 Nm	7,10	4930 300 585 0
	Wall bracket with catch 2 ZF	 Drives for roller shutters up to 20 Nm	7,10	4930 300 586 0
	New build bracket-P/R with catch for mini strip	 Drives for roller shutters up to 20 Nm	7,10	4930 300 418 0
	Plate bracket-R 85x85 for B-strip	 Drives for roller shutters up to 40 Nm	9,40	4930 200 082 0
	Plate bracket-R for B-strip	 Drives for roller shutters up to 40 Nm	9,40	4930 200 007 0

	Name	Application	RRP €/pc.*	Item number
	Box bracket-P/R 3/20 offset for mounting pins 3/20	 Drives for roller shutters up to 50 Nm	27,40	4930 200 098 0
	Wall bracket-P/R with catch including plate	 Drives for roller shutters up to 20 Nm	14,30	4930 200 186 0
	Universal frontmounting clamp bracket for covering cap sizes 125 – 165	 Drives for roller shutters up to 20 Nm	14,30	4930 200 261 0
	Universal frontmounting clamp bracket for covering cap sizes 180 – 230		14,30	4930 200 264 0
	Wall bracket for star adapter	 Drives for roller shutters up to 20 Nm  Drives for sun protection up to 20 Nm	7,10	4930 300 706 0
	Wall bracket Benthin	 Drives for roller shutters up to 13 Nm	7,10	4930 300 432 0

*incl. VAT

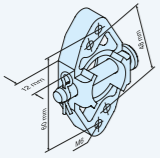


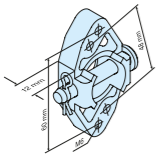


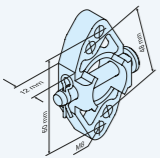


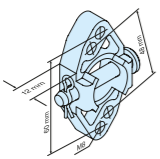


Tubular drives L50 – L120

	Name	Application	RRP € / pc.*	Item number
	Box bracket-L star-16 with star for mounting pins 1/16, 2/16 and 4/16	 Drives for roller shutters R12 – L120	9,40	4931 300 091 0
	Drive bracket-L star-16 with star for mounting pins 1/16, 2/16 and 4/16	 Drives for roller shutters R12 – L120	9,40	4931 300 096 0
	Awning bracket-L star-16 M6 with star and M6 for mounting pins 1/16, 2/16 and 4/16	 Drives for sun protection L50 – L120	9,40	4931 300 094 0
	Awning bracket-L star-16 M8 with star and M8 for mounting pins 1/16, 2/16 and 4/16	 Drives for sun protection L50 – L120	9,40	4931 300 209 0
	Universal wall bracket-L 3/25 for mounting pins 3/25	 Drives for roller shutters L50/17 – L60/11	9,40	4931 200 006 0

	Name	Application	RRP € / pc.*	Item number
	Plate bracket-L B120 3/25 for mounting pins 3/25	 Drives for roller shutters L50 – L120	14,40	4931 000 607 2
	Combination bracket-L 3/25 for mounting pins 3/25	 Drives for roller shutters L50 – L120	25,30	4931 030 607 0
	Motor bracket-L 3/25 for covering cap for mounting pins 3/25	 Drives for roller shutters L50 – L60	10,70	4931 200 041 0
	Drive bracket-L cover 3/25 for covering cap for mounting pins 3/25	 Drives for roller shutters L50 – L200	24,20	4931 200 042 0
	Plate bracket-L for B-strip	 Drives for roller shutters L50 – L80	11,50	4931 200 060 0

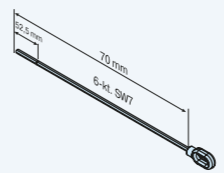


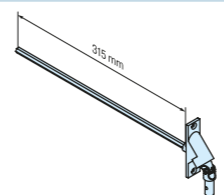


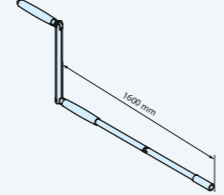


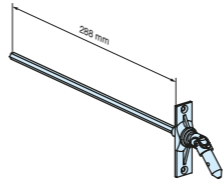


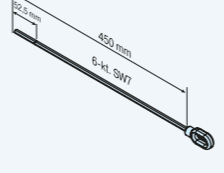


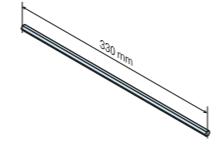


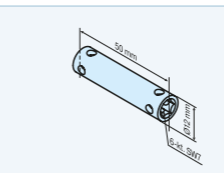


Wall, box, system and awning brackets

Tubular drives L50 – L120

	Name	Application	RRP € / pc.*	Item number
	Awning bracket M6 with spigot for mounting pins 3/25	 Drives for sun protection L50 – L80  Drives for conservatory shades (alternating load) L50 – L50	13,00	4931 200 049 0
	Awning bracket M6 without spigot for mounting pins 3/25	 Drives for sun protection L50 – L80  Drives for conservatory shades (alternating load) L50 – L50	13,00	4931 010 728 0
	Awning bracket M8 with spigot for mounting pins 3/25	 Drives for sun protection L50 – L80  Drives for conservatory shades (alternating load) L50 – L50	13,00	4931 200 050 0
	Awning bracket M8 without spigot for mounting pins 3/25	 Drives for sun protection L50 – L80  Drives for conservatory shades (alternating load) L50 – L50	13,00	4931 010 726 0

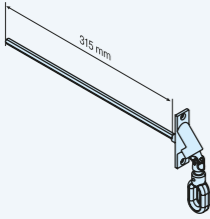


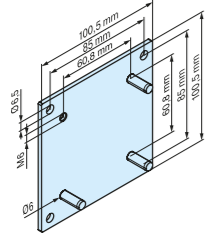


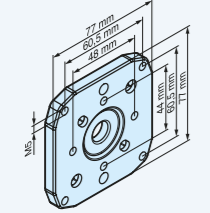


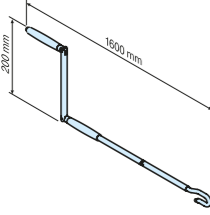


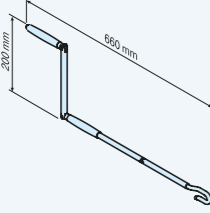


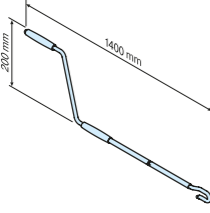


Accessories for tubular drives with crank connection

R12 – L120

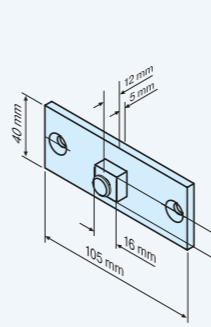


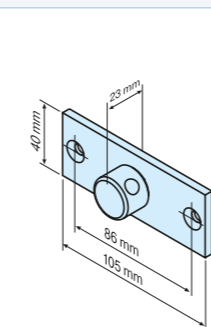


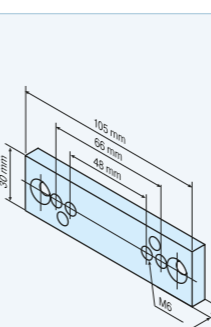

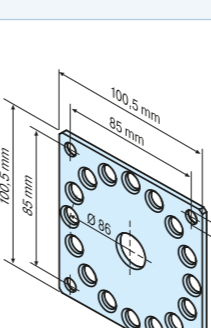

	Name	Application	RRP € / pc.*	Item number
	Eye with hexagonal rod SW 7 mm 70-HK 250-HK 450-HK	 	13,60 14,30 16,60	4930 200 131 0 4930 200 124 0 4930 200 125 0
	Pivoting bearing with hexagonal rod 90° SW 7 mm connecting peg for crank Ø 12 mm	 	49,50	4931 200 070 0
	Joint crank Rod length: 1600 mm Sicherungsclip für Joint crank Ø 18,3 x 10 mm Anchoring clip for wall mounting	  Note: Permanently mounted crank Note: Accessories for permanently mounted cranks	70,00 7,10 7,10	4930 200 294 0 4930 200 295 0 4930 200 146 0
	Pivoting bearing with hexagonal rod 45° SW 7 mm connecting peg for crank Ø 12 mm	 	49,50	4931 200 071 0
	Eye with hexagonal rod 450-k-HK can be shortened, SW 7 mm	 	20,10	4930 200 188 0
	Extension rod 330-HK hexagonal SW 7 mm	 	8,30	4931 200 073 0
	Connecting sleeve HK with internal hexagon, SW 7 mm	 	20,00	4931 200 074 0

Accessories for tubular drives with crank connection

R12-L120

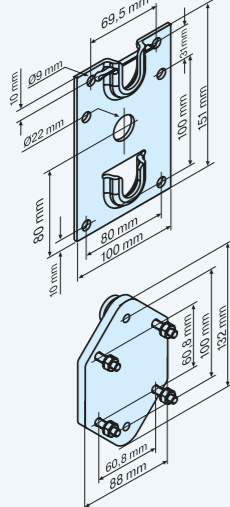

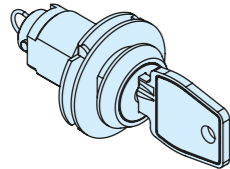

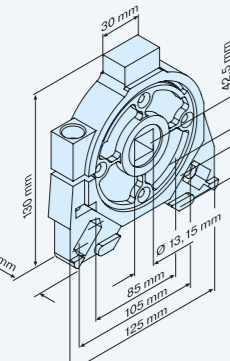
	Name	Application	RRP €/pc.*	Item number
	Pivoting bearing 90-Ö 90°, with hexagonal rod SW 7 mm connecting eye	  Note: Accessories for removable cranks only	126,90	4931 200 072 0
	Adapter plate HK with pins up to 120 Nm	 	16,60	4931 200 082 0
	Adapter flange HK to 120 Nm	 	13,00	4931 300 304 0
	Joint crank long	  Note: Removable crank	72,50	4930 200 143 0
	Joint crank short	  Note: Removable crank	64,40	4930 200 145 0
	Awning crank	  Note: Removable crank	24,20	4930 200 020 0

Connecting pieces

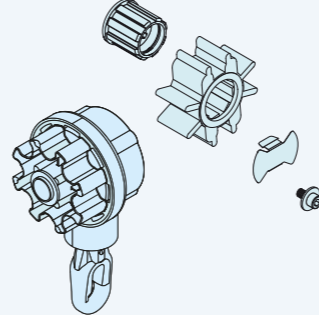

	Name	Application	RRP €/pc.*	Item number
	Connecting piece-HK 16 square with 16 mm square	 Drives for roller shutters R12-L120 (note the restrictions for wall brackets)  Drives for awnings R12-L120 (note the restrictions for awning brackets)	23,80	4930 200 172 0
	Connecting piece-HK 3/25 with mounting pin 3/25	 Drives for roller shutters R12-L120 (note the restrictions for wall brackets)  Drives for awnings (one-sided load) R12-L80 (note the restrictions for awning brackets)	25,50	4931 200 085 0
	Awning bracket-HK M6 with fixing screws	 Drives for sun protection L50-L120	27,60	4930 200 151 0
	Adapter plate-HK for covering caps with fastening screws	 Drives for roller shutters and roller doors R12-R50 L50-L120	13,10	4930 200 149 0

Accessories for tubular drives with crank connection

Connecting pieces

	Name	Application	RRP € / pc.*	Item number
	Plate bracket-HK with adapter plate and fastening screws	 Drives for roller shutters and roller doors L50 – L120	34,50	4931 200 084 0
	Release lock HK Removable cylinder	 Drives for roller shutters and roller doors R12 – R50 L50 – L120	55,20	4930 200 281 0
	Anti-unrolling device TA-0-RD square, 16 mm 2522 110 000 0 Mounting plate for 2522 101 000 0 2522 200 001 0 Shaft pin 70-4-16 compl.	max. operating torque: 145 Nm, max. operating speed: 22 rpm, max. arresting torque: 365 Nm	382,00	2522 101 000 0

Accessories for sun protection drives with emergency manual operation

	Name	Application	RRP € / pc.*	Item number
	Awning NHK accessories set consisting of: Bevel gearbox and adapter set DW78N	 Drives for sun protection R20 – R40	193,00	4007 200 070 0

Bracket selection list

for various lintel boxes, attachment elements or top elements
for mechanical, electronic or radio drives

1. New construction area, predominantly for lintel boxes

Required is a: Universal wall bracket

Item no. 4930 200 005 0

page 208 in the catalogue (Mechanical Accessories)

with mounting pin 3

Item no. 4930 300 159 0

page 204 in the catalogue (Mechanical Accessories)

2. Attachment element: Mounting on the facade

Required is a: Universal front mounting clamp bracket 125 – 165

Item no. 4930 200 261 0

page 213 in the catalogue (Mechanical Accessories)

or larger Universal front mounting clamp bracket 165 – 230

Item no. 4930 200 264 0

page 213 in the catalogue (Mechanical Accessories)

or
Wall bracket with catch
for D = 35 mm or D = 45 mm tubular drives

Item no. 4930 300 382 0

page 209 in the catalogue (Mechanical Accessories)

in conjunction with Mini strip-P

Item no. 4930 200 232 0

page 203 in the catalogue (Mechanical Accessories)

with Mini strip-R

Item no. 4930 200 244 0

page 205 in the catalogue (Mechanical Accessories)

3. Attachment element: Mounting directly on the window

Required is a: Wall bracket with catch 2
for D = 35 mm or D = 45 mm tubular drives

Item no. 4930 300 382 0

page 209 in the catalogue (Mechanical Accessories)

in conjunction with Mini strip-P

Item no. 4930 200 232 0

page 203 in the catalogue (Mechanical Accessories)

with Mini strip-R

Item no. 4930 200 244 0

page 205 in the catalogue (Mechanical Accessories)

or
a system bracket for the manufacturers: Exte, Gealan, Inoutic,
Kömmerling, Profine, SKS, Thyssen and Veka
page 202 in the catalogue (Mechanical Accessories)

For higher torques of up to 30 Nm and 40 Nm, the B-strip is required

Item no. 4930 200 235 0

page 205 in the catalogue (Mechanical Accessories)

with plate bracket

Item no. 4930 200 007 0

page 212 in the catalogue (Mechanical Accessories)

4. Retrofit for old constructions or existing behind-plaster bracket

Required is a: Conversion bracket 1

Item no. 4930 200 077 0

page 208 in the catalogue (Mechanical Accessories)

or Conversion bracket 2

Item no. 4930 200 207 0

page 209 in the catalogue (Mechanical Accessories)

with mounting pin 3

Item no. 4930 300 159 0

page 204 in the catalogue (Mechanical Accessories)

General Conditions of Sale

General Conditions of Sale of BECKER-Antriebe GmbH, Sinn, Germany

§1 Validity of the terms and conditions

All contractual relations between BECKER-Antriebe GmbH (hereinafter referred to as the Manufacturer), as the seller, and its customers (hereinafter referred to as the Purchaser), as the buyers, shall from 1 January 2023 be subject exclusively to the following General Conditions of Sale (AVB). Under the above premise, these shall also apply to all future business relations, even if they are not expressly agreed again. When the Purchaser orders goods based on the Manufacturer's quotation, these terms and conditions shall be considered to be accepted. Any counterprovisions of the Purchaser with reference to their General or Purchasing Terms and Conditions are hereby negated. Such provisions shall only apply if the Manufacturer has expressly agreed to them in advance. All agreements which are reached between the Manufacturer and the Purchaser and which the Manufacturer is obliged to adhere to for the purpose of implementing the Contract must be put in writing in order to take effect.

§2 Offer and placing of orders

Offers from the Manufacturer that are not expressly defined in writing as binding are not legally binding. Orders placed by the Purchaser are legally binding contractual offers. Documents that form part of the offer, such as catalogues, figures, drawings, specifications of weights and dimensions, are only approximate unless expressly designated as binding or the contractual usability and functionality of the purchased items is compromised by subsequent deviations. The Manufacturer retains proprietary rights and copyrights to all cost proposals, drawings, samples and other documents. These must not be made accessible to third parties. The Manufacturer is obliged to only give third parties access to plans designated by the Purchaser as confidential with the Purchaser's consent.

§3 Prices/Terms of payment

As long as nothing in the order confirmation is stated to the contrary, prices are ex works including loading, but excluding packaging, freight, carriage and insurance. Statutory VAT is not included in the prices. This is stated separately on the invoice at the statutory rate on the date of delivery or service. Additional deliveries or services are invoiced separately. The Manufacturer will only arrange insurance against transport damage at the express request of the Purchaser, and on their account.

If the minimum order value is less than EUR 50.00 net, the Manufacturer shall charge the Purchaser a net minimum quantity surcharge of EUR 20.00.

§4 Time of delivery and service, force majeure

Agreements on dates or deadlines for a delivery or service are not binding unless put in writing.

If the Manufacturer is unable to meet binding delivery deadlines for reasons for which it is not responsible (non-availability of the service), it shall inform the Purchaser without undue delay and, at the same time, confirm the expected new delivery deadline. If the service is also not available within the new delivery period, the Manufacturer shall be entitled to fully or partially withdraw from the contract; the Manufacturer shall immediately reimburse any consideration already paid by the Purchaser. A case of non-availability of the service in this sense shall be deemed to be, in particular, failure by the Manufacturer's supplier to deliver on time if the Manufacturer has concluded a congruent hedging transaction, neither it nor its supplier is at fault or the Manufacturer is not obliged to procure the service in the individual case.

In the event of obstacles of only temporary duration, the deadlines for delivery or service shall be extended or postponed by the period of the hindrance plus a reasonable lead time. Insofar as the Purchaser cannot reasonably be expected to accept the delivery or service as a result of the delay, it may withdraw from the contract by way of immediate written declaration to the Manufacturer.

In the event of an incident attributable to force majeure, the provisions pursuant to Para. 2 Sentences 1 and 2 shall apply accordingly. Force majeure shall also be deemed to include epidemics, pandemics, war, riots, industrial disputes, strikes, lockouts, official directives or measures, unavoidable shortages of energy or raw materials, unintentional transport bottlenecks, unforeseeable operational disruption, for example, due to fire, water and machinery damage and any other hindrances which, when viewed objectively, have not been caused negligently by the Manufacturer.

The occurrence of delivery default by the Manufacturer shall be determined according to the statutory provisions. However, in each case a reminder by the Purchaser is required. If the Manufacturer defaults on delivery, the Purchaser may demand lump-sum compensation for the damage caused by the delay. The lump-sum compensation shall amount to 0.5% of the net price (delivery value) for each completed calendar week of the delay, but in total no more than 5% of the delivery value of the goods delivered late. The Manufacturer reserves the right to prove that the Purchaser has not incurred any damage or loss or that the damage or loss is substantially less than the aforementioned lump sum.

Fulfillment of supply and service obligations on the part of the Manufacturer is subject to the Purchaser's obligations being fulfilled on time and correctly. If the Purchaser delays acceptance, the Manufacturer is entitled to demand compensation for the loss they have incurred as a result; on commencement of the delay in acceptance, the risk of accidental deterioration and accidental loss passes to the Purchaser.

If the Manufacturer defaults on a delivery or service or if it becomes impossible for it to carry out a delivery or service, for whatever reason, the Manufacturer's liability for damages shall be limited according to § 11 of these General Conditions of Sale.

§5 Order cancellation, framework agreements

Order cancellations by the Purchaser for customer-specific products or for products commissioned exclusively by the Purchaser will not be accepted. Cancellations for other products require the Manufacturer's express approval.

Unless a term has been agreed, framework agreements have a maximum term of 12 months. If the Supplier fails to plan call-ups, the Manufacturer is entitled to organise them itself. Should the average agreed purchase volume not meet the expected demand, the Manufacturer is entitled to supply partial quantities at any time at its own discretion. Unless otherwise agreed, the Manufacturer is entitled at the end of the contractual term to deliver all the residual quantities or to bill the Purchaser for materials, any additional costs incurred and any lost profit.

§6 Part deliveries

The Manufacturer shall be entitled to make part deliveries or deliver partial services at any time if the part delivery can be used by the Purchaser within the context of the contractually intended purpose, the supply of the remaining ordered goods is guaranteed and this does not result in any significant extra expenditure or additional costs for the Purchaser.

§7 Returns

Goods that have been ordered and supplied correctly and in perfect condition by the Manufacturer cannot be returned. In exceptional circumstances and with prior written approval from the Manufacturer, goods may be returned. With one-off returns, the Manufacturer shall apply a fixed processing fee of at least €25 plus statutory VAT. Costs for larger returns will be calculated based on the expenditure. This does not apply to items returned on account of justified complaints.

Acceptance of the items can be denied if they are returned without a return note from the Manufacturer. Costs incurred as a result shall be borne by the Purchaser. The Manufacturer will not accept the return of custom-made or cut-to-size items.

§8 Third-party industrial property rights

If the Manufacturer is obliged to deliver a product to the Purchaser's specifications (drawings, models, patterns, sketches, etc.), the Purchaser must ensure that no third-party industrial property rights are infringed as a result. In the event of culpable violation of duty, the Purchaser shall be obliged to indemnify the Manufacturer against any claims by third parties when first requested to do so.

§9 Place of fulfilment/Passing of risk

The place of fulfilment for the Manufacturer's services is the Manufacturer's registered office. Unless the order confirmation states to the contrary, upon delivery of the item the risk of accidental loss or accidental deterioration passes to the Purchaser, who is responsible for any expenses associated with the item after delivery. In the event that the delivery item is shipped somewhere other than the place of fulfilment, the risk of loss of or damage to the delivery item passes to the Purchaser when the item is delivered to the shipping company, the carrier or any other person or agency tasked with shipping.

§10 Warranty/Guarantee

For warranty claims in the event of material defects in roller shutter, sun protection and door drives as well as their control unit components, the following applies:

1. General
- 1.1 These warranty and guarantee provisions apply to products used in roller shutter, sun protection and door systems.
- 1.2 The Manufacturer guarantees to remedy any defects in new products for a period of 2 years in accordance with the provisions of law unless agreed otherwise in these General Conditions of Sale. For used products, the warranty period is 1 year.
- 1.3 The warranty commences upon delivery of the products to the Purchaser. If the Purchaser is unable to prove the precise delivery date, the date of manufacture of the delivery item plus a three-month period of grace is applicable.
- 1.4 The requirement for warranty is the prior performance of an inspection of the rejected product at the Manufacturer's premises, during which a defect has been determined that the Manufacturer is responsible for. The Purchaser is obliged to make the disputed product available to the Manufacturer, as well as all the information and verifiable documents that are required in order to establish that there is a defect.
- 1.5 There are no grounds for a warranty claim if it becomes evident in the course of inspection in accordance with Item 1.4 that the complaint is based on improper handling of the delivery item or that, for other reasons, the problem is not the responsibility of the Manufacturer. In this event, the Purchaser is obliged to reimburse the Manufacturer for the expenses and costs incurred by inspecting the item in accordance with Item 1.4.
- 1.6 Natural wear and tear and use do not constitute a material defect. The following are, in particular, deemed consumable parts: rechargeable batteries, batteries and other wear products. The statutory guarantee is not affected. The guarantee pursuant to Item 2.1 does not cover used wear parts or consumables.
- 1.7 In the event of a warranty claim, the Manufacturer is entitled to initially attempt to rectify the issue. The Manufacturer hereby reserves the right to decide whether to carry out a repair, or supply a replacement or new unit.
- 1.8 If rectification of the issue is ultimately unsuccessful, a deadline is set following which the Purchaser retains their rights from § 437 Clauses 2 and 3 BGB. The deadline must be set in writing; it must be of an appropriate length and no less than 14 working days. If the Purchaser has the legal right to withdraw from the contract, the obligation to compensate in accordance with § 346 Para. 3 Clause 3 of the BGB (German Civil Code) only fails to apply if the Purchaser has observed the due diligence of a prudent businessman.

- 1.9 The law of the Federal Republic of Germany alone shall be applicable to warranty claims to the exclusion of UN purchase law.
- 1.10 By purchasing products from the Manufacturer, the Purchaser acknowledges the valid form of the Manufacturer's warranty and guarantee provisions as set out in these General Conditions of Sale.
2. Guarantee for roller shutter and sun protection drives
- 2.1 Irrespective of the warranty rights described in Item 1, the Manufacturer provides a five-year guarantee on roller shutter and sun protection drives, with the effect that drives purchased as new items from the Becker catalogue will be replaced free of charge for a period of up to 5 years from the date of manufacture. The provisions in §10 Clauses 1.3-1.5, 1.9 and 1.10 apply here accordingly.
It is the Manufacturer's responsibility to decide whether to effect a repair, or supply an equivalent replacement unit or new unit, and the decision is based on economic considerations. The Manufacturer shall not be liable for any additional costs.
- 2.2 Should the Purchaser invoke the rights in a guarantee, it is their responsibility to prove that the circumstances warrant their claim.
- 2.3 This provision does not apply to devices that are not used in roller shutter or sun protection applications in the conventional sense, including fire protection systems, swimming pool systems, sports or similar facilities and used equipment.
3. Right of recourse against supplier
Claims by the Purchaser in the context of the right of recourse against supplier shall become statute-barred pursuant to Item 1.2 unless the Purchaser informs the Manufacturer in writing of a defect asserted by its customer within this limitation period. In this case, the statutory limitation periods apply to the right of recourse against supplier. Before the Purchaser recognises or fulfils a claim for defects asserted by its customer (including reimbursement of expenses pursuant to §§ 445a Para. 1, 439 Para. 2 and 3 BGB), it shall notify the Manufacturer, providing a brief account of the facts, and request written comments.
4. Obligation to inspect and give notice of defects

The Purchaser shall accept an obligation to inspect and give notice of defects in accordance with § 377 of the German Commercial Code (HGB) in respect of all deliveries and services from the Manufacturer. When a works contract is signed, § 377 of the German Commercial Code (HGB) applies by analogy. After the transfer of risk or acceptance of the product, the Purchaser shall immediately inspect it to find out whether it is in working order and notify the Manufacturer in writing in a comprehensible form of any defects found as well as hidden defects after their discovery without undue delay, at the latest within 10 days. The Purchaser is obliged to make available to the Manufacturer all the information and verifiable documents that are required in order to establish that there is a defect. If the defect cannot be found during an inspection by the Manufacturer, the Purchaser shall bear the costs of the inspection.

§11 Limitation of liability

Irrespective of their legal basis, claims for compensation against the Manufacturer, their employees or vicarious agents are excluded provided there is no case of wilful misconduct or gross negligence

In the event of wilful misconduct or gross negligence, the Manufacturer's liability is limited to foreseeable damages typical for the type of contract. In the event of an ordinary breach of key contractual obligations due to actions or negligence by non-executive employees, the Manufacturer's liability is limited to the reasonable foreseeable damage typical for the type of contract.

In all cases, the Manufacturer's liability for damage to life, body and health, their liability under the German Product Liability Act and other claims arising from manufacturer's liability remain unaffected.

§12 Liability for defects when processing sent in parts

With any kind of processing of sent in or supplied material, the Manufacturer shall not be liable for any defects that arise due to the properties or deficiencies of the material per se. If parts which have been sent in become unusable during processing or assembly due to material faults or other deficiencies, the Manufacturer must be compensated for the processing costs incurred or for any other resulting damages.

§13 Reservation of proprietary rights

Until full settlement of all claims (including all current account balance claims) against the Purchaser which the Manufacturer is entitled to now or in the future regardless of their legal basis, the Manufacturer is granted the following securities that they can release on demand and at will where their value exceeds the claims consistently by more than 10%.

The goods remain the property of the Manufacturer. Processing or reforming are always carried out on behalf of the Manufacturer as manufacturer, but without any obligation on their part. If the (co)ownership of the Manufacturer expires as a result of merger, it is now hereby agreed that the Purchaser's (co)ownership of the uniform item will be transferred to the Manufacturer in proportion to its value (invoice amount). The Purchaser shall keep the Manufacturer's (co-owned) property safe free of charge. Goods to which the Manufacturer has claim to (co)ownership shall be referred to as reserved goods hereinafter.

The Purchaser is entitled to process and sell the reserved goods in normal business operations as long as they are not in arrears. Pledging or collateral assignments are inadmissible. The Purchaser now, for the sake of safety, relinquishes any claims (including all current account balance claims) relating to the reserved goods arising from the resale or any other legal reason (insurance, unauthorised action) in their entirety to the Manufacturer. The Manufacturer revocably authorises the Purchaser

to collect on claims relinquished to them on their own behalf. This authorisation to collect can only be revoked if the Purchaser fails to honour their payment obligations properly.

Where third parties access reserved goods, especially attachments, the Purchaser shall refer to the ownership of the Manufacturer and immediately inform the Manufacturer to enable them to assert their proprietary rights. Where the third party is unable to reimburse the Manufacturer for judicial or extra-judicial costs that arise in this context, the Purchaser shall be liable for said costs.

In the event of breach of contract by the Purchaser – in particular late payment – the Manufacturer shall be entitled to demand the surrender of the reserved goods or, where applicable, demand that the Purchaser's surrender claims against third parties are relinquished. Recovery or pledging of reserved goods by the Manufacturer does not represent a withdrawal from the contract.

§14 Payment, Late payment

Invoices from the Manufacturer are payable in full within 30 days of the invoice date unless any agreement to the contrary is in place. Where payment is made within 10 days of the invoice date, the Manufacturer will grant the Purchaser a discount of 2%.

Invoices may be sent by post or email at the Manufacturer's discretion. The Purchaser agrees to receive invoices electronically. Electronic invoices shall be sent to the Purchaser by email in PDF format using the email address provided by the Purchaser for the purposes of receipt. The Purchaser undertakes to create all the technical conditions required to be able to retrieve the invoices as agreed. The Purchaser shall immediately notify the Manufacturer of any change in the email address designated for electronic invoicing. An electronic invoice shall be deemed to have been received upon receipt of the email to which the electronic invoice is attached. The Purchaser may revoke its consent to electronic invoicing at any time in writing.

In the event of overseas delivery, the Manufacturer is entitled to require the Purchaser to transfer an open-ended directly-enforceable security from a German bank to the order value of the goods for the purpose of providing collateral against payment claims.

In the event of part deliveries or partial provision of services, the Manufacturer is entitled to invoice for services that have already been provided. If the Purchaser fails to meet their payment obligations for part deliveries or partial services provided on time, the Manufacturer is entitled to withhold further partial deliveries or services, or to deliver them exclusively on a cash-on-delivery basis at the Purchaser's expense.

Where the Manufacturer has reasonable doubts concerning the Purchaser's financial reliability, or where the latter has fallen into payment arrears for an earlier delivery or partial delivery, the Manufacturer is entitled to carry out future deliveries or partial deliveries exclusively on a cash-on-delivery basis at the Purchaser's expense. Any retention of payments or offsetting against payment claims from the Manufacturer is inadmissible unless there are legally binding, uncontested or acknowledged counterclaims involved.

Should it become apparent after signing the contract (e.g. by an application for the institution of insolvency proceedings), that the Manufacturer's claim to the purchase price is endangered by the Purchaser's inability to pay, the Manufacturer is entitled, according to the statutory provisions, to refuse performance and - if necessary, after setting a deadline - to withdraw from the contract (§ 321 BGB). In the case of contracts for the manufacture of non-fungible goods (custom-built items), the Manufacturer may declare its withdrawal immediately; the statutory provisions concerning the dispensability of setting a deadline remain unaffected.

Should the Purchaser fall into payment arrears, the Manufacturer shall be entitled to demand interest at a rate of 10% above the basic interest rate of the European Central Bank as compensation from the time the payment was due. The interest rate applied shall be lower if the Purchaser proves a smaller loss. The Manufacturer is permitted to prove more serious damages.

§15 Applicable law, place of jurisdiction, partial invalidity

These General Conditions of Sale and all legal relations between the Manufacturer and the Purchaser shall be governed by the law of the Federal Republic of Germany. The provisions of the UN sales law are not applicable. If the Purchaser is a merchant as defined by the German Commercial Code (HGB), a legal entity under public law or special funds under public law, the registered office of the Manufacturer shall be the exclusive place of jurisdiction for all disputes arising directly or indirectly from the contractual relationship. The same applies where the Purchaser has no place of general jurisdiction in Germany or if their domicile or habitual residence are not known at the time of filing legal action. Should one of the provisions in these General Conditions of Sale or one of the provisions within the scope of other agreements be or become invalid, the validity of any other provisions or agreements shall not be affected thereby. The fully or partially ineffective provision should in this case be replaced with an effective provision whose economic purpose comes as close as possible to that of the ineffective provision.

Issue date: 01/01/2023

We aim to get things moving.

That's why we share our
knowledge with our partners.





THE BECKER ACADEMY

Knowing what matters

As our partner, you can count on one thing: we are always close by your side. At the same time, the Becker Academy enables you to become a qualified expert for all our drive and control solutions – so that you are well-prepared for the challenges of today and tomorrow. Whether you are a fitter, electrician, or system integrator: our goal is to ensure you can confidently work with Becker solutions. After all, we want to make life easier not only for your customers but also for you.



Your personal contact person:

Michell Wiegelmann

Phone: +49 (0) 27 72 / 507-139

michell.wiegelmann@becker-antriebe.com



Becker-Antriebe GmbH

Drives and control units for roller shutters,
sun protection and Extended Applications

Friedrich-Ebert-Straße 2–4
D-35764 Sinn

Tel.: 02772/507-0
Fax: 02772/507-110

info@becker-antriebe.com
www.becker-antriebe.com

Item no. 4995 800 000 0, As at 12/2024



BECKER
for you. forever.